

A3653

Wisconsin Corn Hybrid Performance Trials

Grain • Silage • Specialty • Organic



Kent Kohn, Thierno Diallo, and Harkirat Kaur

Department of Plant and Agroecosystem Sciences, College of
Agricultural and Life Sciences, University of Wisconsin
University of Wisconsin, Division of Extension Wisconsin Crop
Improvement Association



2024

CONTENTS

INTRODUCTION

Presentation of data	5
How to use the results.....	6
For more information	7
Wisconsin relative maturity belts and test sites (Figure 1)	8

TRIAL INFORMATION TABLES

Companies	Table 1	9
Hybrids.....	Table 2.....	10
Transgenic technologies.....	Table 3.....	13
Seed treatments	Table 4.....	13
Temperature and precipitation summary.....	Table 5.....	14
Individual trial information.....	Table 6.....	15

GRAIN TRIALS

Southern Zone (*Arlington, Janesville, Montfort*)

Early maturity trial results	Table 7	16
Late maturity trial results	Table 8.....	17

South Central Zone (*Arlington, Galesville, Hancock Irrigation*)

Early maturity trial results	Table 9.....	19
Late maturity trial results	Table 10.....	20

North Central Zone (*Chippewa Falls, Marshfield, Seymour, Valders*)

Early maturity trial results	Table 11	21
Late maturity trial results	Table 12.....	23

Northern Zone (*Spooner/three sites, Marshfield, Coleman*)

Trial results	Table 13.....	25
---------------------	---------------	----

SILAGE TRIALS

Southern Zone (*Arlington, Montfort*)

Early maturity trial results	Table 14	27
Late maturity trial results	Table 15	28
Southern zone	Figure 4	29

South Central Zone (*Arlington, Galesville*)

Early maturity trial results	Table 16	30
Late maturity trial results	Table 17	31
South central zone	Figure 5	32

North Central Zone (*Chippewa Falls, Marshfield, Valders*)

Early maturity trial results	Table 18	33
Late maturity trial results	Table 19	34
North central zone	Figure 6	35

Northern Zone (*Spooner/two sites, Marshfield, Coleman*)

Trial results	Table 20	36
Northern zone	Figure 7	37

ORGANIC GRAIN TRIALS

South Central Zone (*Arlington, Galesville, Hancock*)

Trial results	Table 21	38
---------------------	----------------	----

North Central Zone (*Chippewa Falls, Marshfield, Seymour, Valders*)

Trial results	Table 22	39
---------------------	----------------	----

INTRODUCTION

Corn agronomy at the Department Plant and Agroecosystem Sciences, UW-Madison marked the 52nd year of successful corn hybrid performance evaluation trials. Hybrid performance evaluation is critical to hybrid selection which is an important decision made by the growers. It is also crucial for delivering new technologies, pest resistance and increased yield benefit and profitability. The purpose of these trials is to provide an unbiased performance comparisons of hybrid seed corn for grain and silage available in Wisconsin.

In 2024, grain and silage performance trials were planted at 12 locations in four production zones: the southern, south central, north central, and northern zones. The hybrids used were submitted by both seed companies and university researchers. Companies that participated in 2024 are listed in Table 1. The names of the hybrids and test location is provided in table 2. A summary of transgenic traits tested in 2024 is listed in Table 3. A summary of seed treatments performance is given in Table 4. At most locations, trials were classified as early- and late-maturity trials based on the hybrid relative maturities as listed by seed companies. The specific relative maturities separating early from late trials are listed in the tables.

Growing Season 2024 Summary

The growing season 2024 at most of the trial sites started with average temperatures closer to and rainfall higher than 30-year normal for Growing Degree Unit (GDU) accumulation and precipitation. Nonetheless, for most of the trials planting progress was ahead of the state average with ten out of 12 trials (>80%) planted by May 10. All trial plots were established by early May. Stand establishment was good to average with rainfall higher than the 30-year normal between April 20th to May 30th leading to some flooding and emergence issues. By mid- to late growing season, rainfall became more sporadic with July, August, and September receiving lower rainfall than 30-year normal for most of the state except in central Wisconsin. Overall, the accumulated rainfall for the entire growing season (April 20-October 31) was closer to 30-year normal. Disease and insect pressure were minimal at most trials, except for some reported incidence of tar spot and southern corn rust in Southern and Central Wisconsin. Trials at Hancock showed a very high incidence and severity of Tar spot, resulting in early season drying of the crop and lower than average moisture levels at harvest. Overall, good growing conditions continued into late-fall with a killing frost occurring in late October and the harvest being ahead of the state average.

Cultural Practices

The seedbed at each location was prepared by either conventional or conservation tillage methods. Seed treatments of hybrids entered into the trials are described in Table 4. Fertilizer was applied as recommended by soil tests. Herbicides were applied for weed control and supplemented with cultivation when necessary. Corn rootworm insecticide was applied in all trials. Information on cultural practices for each location is summarized in Table 6.

Planting

A precision vacuum corn planter using GIS technology was used at all locations except Spooner. Two-row plots, 25 feet long, were planted at all locations. Plots were not hand-thinned. Each hybrid was grown in at least three separate plots (replicates) at each location to account for field

Harvesting

Grain: Two-row plots were harvested with a self-propelled corn combine. Lodged plants and/or broken stalks were counted, plot grain weights and moisture contents were measured, and yields were calculated and adjusted to 15.5% moisture. Test weight was measured on each plot.

Silage: Whole plant (silage) plots were harvested using a tractor-driven, three-point mounted one-row chopper. One row was analyzed for whole-plant yield and quality. Plot weight and moisture content were measured, and yields were adjusted to tons of dry matter per acre. A sub-sample was collected and analyzed using near infrared spectroscopy.

PRESENTATION OF DATA

Yield results for individual location trials and for multi-location averages are listed in Tables 7 through 22. Within each trial, hybrids are ranked by moisture averaged over all trials conducted in that zone during 2024. Yield data for both 2023 and 2024 are provided if the hybrid was entered in both years. Starting in 2009, a nearest neighbor analysis of variance for all trials as described by Yang et al. (2004, *Crop Science* 44:49–55) and Smith and Casler (2004, *Crop Science* 44:56–62) is included. A hybrid index (Table 2) lists relative maturity ratings, specialty traits, seed treatments, and production zones tested for each hybrid.

Relative maturity

Seed companies use different methods and standards to classify or rate the maturity of corn hybrids. To provide corn producers a “standard” maturity comparison for the hybrids evaluated, the average grain or silage moisture of all hybrids rated by the company’s relative maturity rating system are shown in each table as shaded rows. In these Wisconsin results tables, hybrids with lower moisture than a particular relative maturity average are likely to be earlier than that relative maturity, while those with higher grain moisture are most likely later in relative maturity. Company relative maturity ratings are rounded to 5-day increments.

The Wisconsin Relative Maturity rating system for grain (GRM) and silage (SRM) compares the harvest moisture of a grain or silage hybrid to the average moisture of company ratings using linear regression. Each hybrid is rated within the trial and averaged over all trials in a zone. Maturity ratings (company, GRM, and SRM) can be found in Table 2.

Grain performance index

Three factors—yield, moisture, and standability—are of primary importance in evaluating and selecting corn hybrids. A performance index (PI), which combines these factors in one number, was calculated for multi-location averages for grain trials. This index evaluates yield, moisture, and lodged stalks at a 50 (yield): 35 (moisture): 15 (lodged stalks) ratio.

The PI was computed by converting the yield, moisture (dry matter), and upright stalk values of each hybrid to a percentage of the test average. Then the PI for each hybrid that appears in the tables was calculated as follows:

$$\text{Performance Index (P.I.)} = [(\text{Yield} \times 0.50) + (\text{Dry matter} \times 0.35) + (\text{Upright stalks} \times 0.15)] / 100$$

Silage performance index

Corn silage quality was analyzed using near infrared spectroscopy equations derived from previous work. Plot samples were dried, ground, and analyzed for crude protein (CP), acid detergent fiber (ADF), neutral detergent fiber (NDF), in-vitro cell wall digestibility (NDFD), in-vitro digestibility (IVD), and starch. Spectral groups and outliers were checked using webchemistry analysis

The **MILK2006** silage performance indices, milk per ton and milk per acre, were calculated using an adaptation by Randy Shaver (UW–Madison Department of Dairy Science) of the MILK91 model (Undersander, Howard, and Shaver; Journal Production Agriculture 6:231–235). In MILK2006, the energy content of corn silage was estimated using a modification of a published summative energy equation (Weiss and coworkers, 1992; Animal Feed Science Technology 39:95–110). In the modified summative equation, CP, fat, NDF, starch, and sugar plus organic acid fractions were included along with their corresponding total-tract digestibility coefficients for estimating the energy content of corn silage. Whole-plant dry matter content was normalized to 35% for all hybrids. The sample lab measure of NDFD was used for the NDF digestibility coefficient. Digestibility coefficients used for the CP, fat, and sugar plus organic acid fractions were constants. Dry matter intake was estimated using NDF and NDFD content assuming a 1,350-pound cow consuming a 30% NDF diet. Using National Research Council (NRC, 2001) energy requirements, the intake of energy from corn silage was converted to expected **milk per ton**. **Milk per acre** was calculated using milk per ton and dry matter yield per acre estimates (Schwab, Shaver, Lauer, and Coors, 2003; Animal Feed and Science Technology 109:1–18).

Least significant difference

Variations in yield and other characteristics occur because of variations in soil and growing conditions that lower the precision of the results. Statistical analysis makes it possible to determine, with known probabilities of error, whether a difference is real or whether it might have occurred by chance. Use the appropriate least significant difference (LSD) value at the bottom of the tables to determine true differences.

Least significant differences at the 10% level of probability are shown. Where the difference between two selected hybrids within a column is greater than or equal to the LSD value at the bottom of the column, you can be sure in nine out of ten cases that there is a real difference between the two hybrid averages. If the difference is less than the LSD value, the difference may still be real, but the experiment has produced no evidence of real differences. Hybrids that were not significantly lower in performance than the highest hybrid in a particular test are indicated with an asterisk (*).

HOW TO USE THE RESULTS

The results provide you with an independent, objective evaluation of the performance of unfamiliar hybrids that seed company sales representatives are promoting, as well as a comparison of these unfamiliar hybrids with competitive hybrids. Below are suggested steps to follow for selecting top performing hybrids for next year using these trial results:

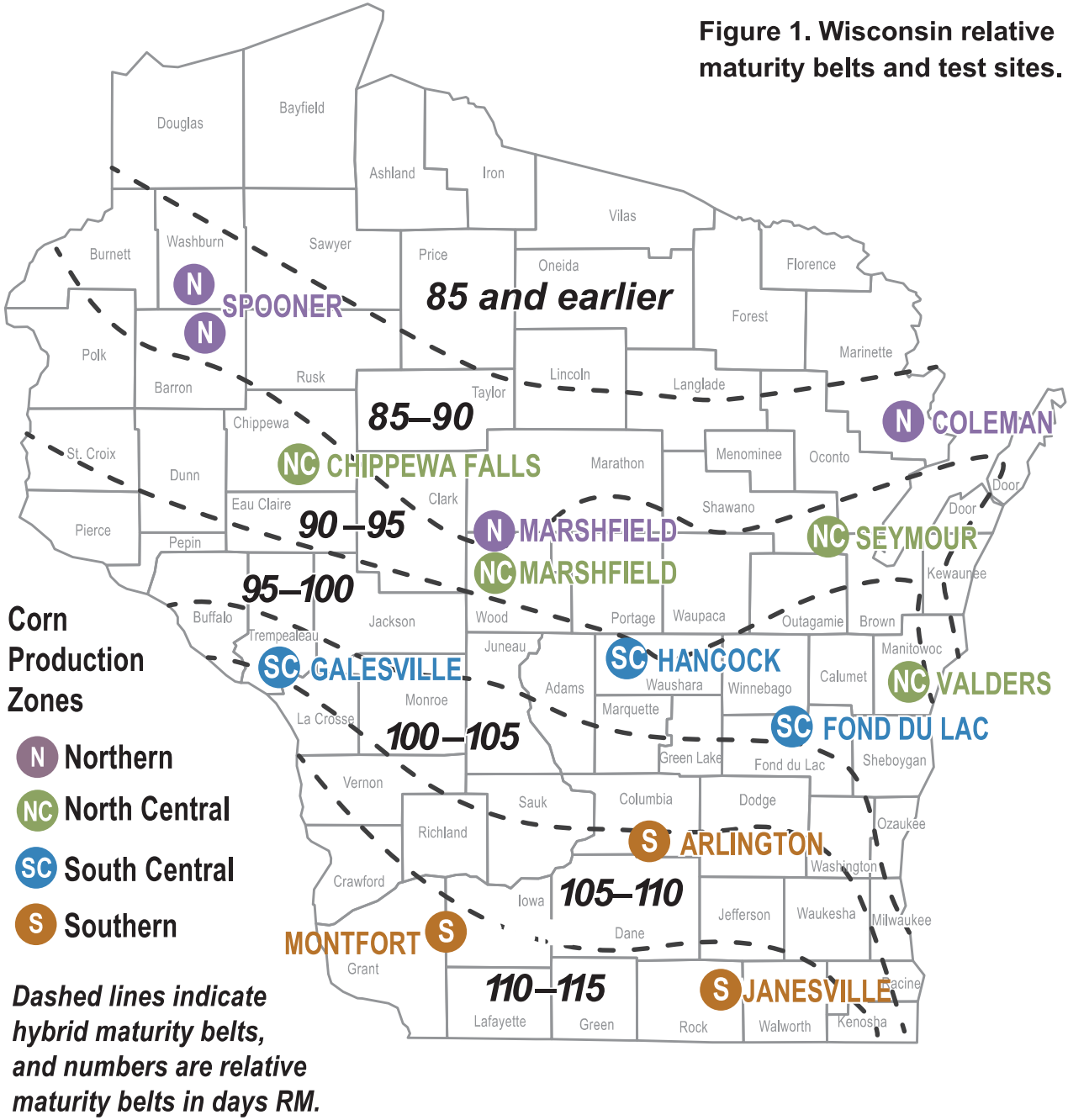
1. **Use multi-location average data in shaded areas.** Consider single location results with extreme caution.
2. Begin with trials in the zone(s) nearest you.
3. Compare hybrids with similar maturities within a trial. You will need to divide most trials into at least two and sometimes three groups with similar average harvest moisture—within about a 2% range in moisture.
4. Make a list of five to 10 hybrids with highest 2023 performance index within each maturity group within a trial.
5. **Evaluate the consistency of the performance of the hybrids on your list** over the years and in other zones.
 - a. Scan the 2024 results. **Be wary** of any hybrids on your list that had a 2024 PI of 100 or lower. Choose two or three of the remaining hybrids that have relatively high PIs for **both** 2024 and 2023.
 - b. Check to see if the hybrids you have chosen were **entered in other zones.** (For example, some hybrids entered in the Southern Zone Trials, Tables 7 and 8, are also entered in the South Central Zone Trials, Tables 9 and 10.)
 - c. **Be wary** of any hybrids with a PI of 100 or lower for 2024 or 2023 in any other zones.
6. Repeat this procedure with about three maturity groups to select top-performing hybrids with a range in maturity in order to spread weather risks and harvest time.
7. Observe the relative performance of the hybrids you have chosen based on these trial results in several other reliable, unbiased trials and be wary of any with inconsistent performance.
8. Consider including the hybrids you have chosen in your own test plot, primarily to evaluate the way hybrids stand after maturity, dry-down rate, grain quality, or ease of combine shelling or picking.
9. Remember that you don't know what weather conditions (rainfall, temperature) will be like next year. Therefore, the most reliable way to choose hybrids with greatest chance to perform best next year on your farm is to consider performance in both 2024 and 2023 over a wide range of locations and climatic conditions.

Note: You are taking a tremendous gamble if you make hybrid selection decisions based on 2024 yield comparisons in only one or two local test plots.

FOR MORE INFORMATION

Current and past versions of *Wisconsin Corn Hybrid Performance Trials (A3653)* are available in Microsoft Excel and Acrobat PDF formats at the Wisconsin Corn Agronomy website: corn.agronomy.wisc.edu. To obtain a printed copy, visit UW-Extension's Learning Store at learningstore.uwex.edu, where the most current version of *Wisconsin Corn Hybrid Performance Trials (A3653)* can be ordered or downloaded. For more information on the Wisconsin Crop Improvement Association, visit: wcia.wisc.edu.

Figure 1. Wisconsin relative maturity belts and test sites.



Trait references

References to transgenic traits in this publication are for your convenience and are not an endorsement or criticism of one trait over other similar traits. Every attempt was made to ensure accuracy of traits in the hybrids tested. You are responsible for using traits according to the current label directions of seed companies. Follow directions exactly to protect the environment and people from misuse. Failure to do so violates the law.

Table 1. Companies included in the 2024 trials.

Brand	Company	Address	City	State	Zip	Website
Blue River	Viking-Blue River	P.O. Box 127	Albert Lea	MN	56007	alseed.com
Brunner	Brunner Seed, Inc	W3850 US HWY 10	Durand	WI	54736	brunnerseed.com
Burrus	Burrus Bros and Assoc. Growers	826 Arenzille Rd	Arenzville	IL	62611	burrusseed.com
Cornelius	Cornelius Seed	14760 317th Ave	Bellevue	IA	52031	CorneliusSeed.com
Dekalb	Bayer Crop Science	800 N. Lindberg Blvd	St. Louis	MO	63141	aganytime.com
Foundation Direct Seeds	Foundation Direct Seeds	634 13th Avenue North	Onalaska	WI	54650	foundationorganicseed.com
FS InVISION	Growmark, Inc	1701 Towanda Ave	Bloomington	IL	61701	fsseeds.com
Golden Harvest	Golden Harvest Seeds	2001 Butterfield Road	Downers Grove	IL	60515	GoldenHarvestSeeds.com
Legacy Seeds	Legacy Seeds	P.O. Box 68	Scandinavia	WI	54977	legacyseeds.com
NK Brand	NK Seeds	2001 Butterfield Road	Downers Grove	IL	60515	NK.com
O'Brien Hybrids	O'Brien Farms, Inc	552 Glenway Road	Brooklyn	WI	53521	obrienhybrids.com
Power Plus	Burrus Bros and AssocGrowers	826 Arenzille Rd	Arenzville	IL	62611	burrusseed.com
Prairie Hybrids	Prairie Hybrids Seeds	27445 Hurd Road	Deer Grove	IL	61243	prairiehybrids.com
ProHarvest	Brunner Seed, Inc	W 3850 HWY 10	Durand	WI	54736	brunnerseeds.com
Renk	Renk Seed Co.	6809 Wilburn Road	Sun Prairie	WI	53590	renkseed.com
Rob-See-Co	Rob-See-Co	209 3rd St.NE	West Bend	IA	50597	robseeco.com
Thunder Seed	Thunder Seed	806 Center Ave West	Dilworth	MN	56529	thunderseed.com
Tracy Seeds	Tracy Seeds, LLC	1805 S. State RD 140	Janesville	WI	53546	tracyseeds.com
Viking	Viking-Blue River	P.O. Box 127	Albert Lea	MN	56007	alseed.com
Wyffels	Wyffels Hybrids	13344 US HWY 6	Geneseo	IL	61254	wyffels.com
ZMO	Z Mojeyo Ogradu	10180 County Rd N	Brussels	WI	54204	

Table 2. Corn hybrids included in the 2024 trials. A star (*) indicates that the hybrid performed statistically similar to the highest hybrid for yield or performance index (P.I. or MILK2006) in one or

Brand		Company Seed			Brand		Company Seed		
Hybrid	Technology: traits †	RM	Trt. †	Tables	Hybrid	Technology: traits †	RM	Trt. †	Tables
Blue River					* DKC110-10SSRIB 49: CB,LL,RR,RW 110 264 8*,17*				
* 24-01	1: None	101	269	21*	DKC32-35VT2RIB	50: CB,RR	82	263	13
42C87	1: None	98	266	20	* DKC36-48VT2RIB	50: CB,RR	86	263	13,20*
62-93UP	1: None	93	269	22	DKC39-55VT2RIB	50: CB,RR	89	263	13
* 73-97	1: None	97	3	22*	DKC45-35VT2RIB	50: CB,RR	95	263	11
* 75-07	1: None	107	3	21*	* DKC45-74SSRIB	80: CB,LL,RR,RW	95	264	11*,20*
* 84-04	1: None	104	269	21*	* DKC48-34SSRIB	49: CB,LL,RR,RW	98	264	9*
Brunner					DKC53-94SSRIB 49: CB,LL,RR,RW 103 264 19				
* 3904AA	70: CB,LL,RR	90	175	13*	* DKC59-07SSRIB	49: CB,LL,RR,RW	109	264	17*
3911-GT3110A	6: CB,LL,RR,wo	91	175	13	* DKC59-81SSRIB	49: CB,LL,RR,RW	109	264	8*
3942	1: None	94	175	11	DKC63-91VT2RIB	50: CB,RR	113	273	8
* EXP101V	59: CB,LL,RR	101	175	12,20*	Foundation Direct				
* EXP102D	57: CB,LL,RR,RW	102	175	10*,19*	* 8305UT	1: None	105	170	21*
EXP87V	59: CB,LL,RR	87	175	13	* 8552UT	1: None	103	170	21*
EXP90	1: None	90	175	13	8681UT	1: None	97	170	22
Burrus					* 8727	1: None	96	170	22*
* 4W42 PWE	71: CB,LL,RR	108	258	8*	* ORG 8636	1: None	100	170	22*
Cornelius					FS InVISION				
C6306VT4P	81: CB,LL,RR,RW	103	256	7	3845L2 EZR	52: CB,LL,RR	88	136	13
* C6377TRE	76: CB,RR	103	151	7*	* 4545D2 EZR	58: CB,LL,RR,RW	95	136	11,13,18*
* C6400DGDP	67: CB,DT,RR	104	256	7*	* 4927T RIB	76: CB,RR	99	136	12*,13*
* C6467PCE	71: CB,LL,RR	104	256	7,14*	* 5035P RIB	80: CB,LL,RR,RW	100	136	12,13*,18*
C6472TRE	76: CB,RR	104	256	7	* 5115X RIB	49: CB,LL,RR,RW	101	136	9*
* C6713DP	21: CB,RR	107	151	7*,14*	* 5145L1 EZR	70: CB,LL,RR	101	136	9,12,18*
* C6824PCE	71: CB,LL,RR	108	256	8*	* 5147T RIB	76: CB,RR	101	136	12*,18*
* C6847TRE	76: CB,RR	108	256	8*	* 5335P RIB	80: CB,LL,RR,RW	103	136	10*,16*
* C7021DP	21: CB,RR	110	256	8*	* 5525VDG RIB	68: CB,DT,RR	105	136	10*
* C7026PCE	71: CB,LL,RR	110	256	8*,14*	* 5725X RIB	49: CB,LL,RR,RW	107	136	10*
* C7216VT4P	81: CB,LL,RR,RW	112	151	8*,15*	* 5845P RIB	80: CB,LL,RR,RW	108	136	10*,16*
* C7235PCE	71: CB,LL,RR	112	256	8*	* 5935X RIB	49: CB,LL,RR,RW	109	136	10*,17*
Dekalb					* 5949PC RA	71: CB,LL,RR	109	136	10*,17*
* DKC093-05SSRIB	49: CB,LL,RR,RW	93	264	20*	* 6025X RIB	49: CB,LL,RR,RW	110	136	8*,14
DKC093-77VT2PRIB	50: CB,RR	93	263	11	6217X RIB	49: CB,LL,RR,RW	112	136	8
* DKC095-57VT4PRIB	81: CB,LL,RR,RW	95	272	11*	* 6245V RIB	50: CB,RR	112	136	8*
* DKC096-21TRERIB	76: CB,RR	96	263	12*	* 6349PC RA	71: CB,LL,RR	113	136	8,15*
* DKC098-55SSRIB	49: CB,LL,RR,RW	98	264	18*	* 6432P RIB	80: CB,LL,RR,RW	114	136	8*,15*
* DKC098-88VT4PRIB	81: CB,LL,RR,RW	98	272	9*	* 6447T RIB	76: CB,RR	114	136	8*,15*
* DKC099-11VT2PRIB	50: CB,RR	99	263	9*	Golden Harvest				
* DKC101-33SSPRIB	80: CB,LL,RR,RW	101	274	18*	* E094Z4-D	57: CB,LL,RR,RW	94	256	20*
* DKC101-35VT2RIB	50: CB,RR	101	263	9*	E105Z5-D	57: CB,LL,RR,RW	105	256	19
* DKC102-13VT4PRIB	81: CB,LL,RR,RW	102	272	10*	E110F4-D	57: CB,LL,RR,RW	110	256	17
* DKC102-28TRERIB	76: CB,RR	102	263	10*	* E114C4-DV	58: CB,LL,RR,RW	114	256	15*
* DKC105-33SSPRIB	80: CB,LL,RR,RW	105	274	16*	G00U71-D	57: CB,LL,RR,RW	100	256	9
DKC105-35VT2RIB	50: CB,RR	105	263	7	G01U74-AA	70: CB,LL,RR,wo	101	256	9
* DKC106-98VT4PRIB	81: CB,LL,RR,RW	106	272	7*	* G03U08-D	57: CB,LL,RR,RW,wo	103	256	7,10*
* DKC108-64SSPRIB	80: CB,LL,RR,RW	108	274	8*	* G08U00-V	59: CB,LL,RR	108	256	8*
					G12U11-AA	70: CB,LL,RR	112	256	8

† See Table 3 for transgenic technology details. Traits: CB= Corn borer, DT= Drought tolerant, LL= Liberty Link, RR= Roundup Ready, RW= Corn rootworm; Other: bmr= brown midrib leafy, ND= Nutri-Dense, w= white, wo= water optimized

‡ See Table 4 for seed treatment details.

Table 2. Corn hybrids included in the 2024 trials. A star (*) indicates that the hybrid performed statistically similar to the highest hybrid for yield or performance index (P.I. or MILK2006) in one or

Brand		Company Seed			
Hybrid	Technology: traits †	RM	Trt. †	Tables	
G14B32-DV	58: CB,LL,RR,RW	114	256	8	
G85B04-AA	70: CB,LL,RR	85	256	13	
G87U44-V	59: CB,LL,RR	87	256	13	
* G92A51-AA	70: CB,LL,RR	92	256	11*	
* G94U63-V	59: CB,LL,RR	94	256	11*,13	
G97B68-DV	58: CB,LL,RR,RW	97	256	12	
Legacy Seeds					
LC361-24	21: CB,RR	86	174	13	
* LC381-23	21: CB,RR	88	174	13*	
* LC394-24	71: CB,LL,RR	89	174	13*,20*	
* LC404-24	21: CB,RR	90	174	11*,13*	
LC411-23	21: CB,RR	92	174	11	
* LC414-21	49: CB,LL,RR,RW	91	174	11,20*	
* LC465-23	71: CB,LL,RR	96	266	9*,12*,18*	
* LC471-23	76: CB,RR	97	174	9*,12,18*	
* LC481-24	80: CB,LL,RR,RW	98	174	9*,12	
* LC484-24	1: None	98	174	9,12,18*	
* LC501-24	81: CB,LL,RR,RW	97	174	9*,12*	
* LC517-24	1: None	101	266	16,18*	
* LC531-24	81: CB,LL,RR,RW	103	174	10*,16*,19	
* LC534-24	1: None	103	174	10*,19*	
* LC554-23	49: CB,LL,RR,RW	105	174	10*,14,16*	
LC572-22	23: CB,LL,RR,RW	107	174	7	
LC594-24	23: CB,LL,RR,RW	109	174	8	
LC623-21	57: CB,LL,RR,RW	112	266	15,17	
* LC644-23	58: CB,LL,RR,RW	114	266	15*,17*	
NK Brand					
* NK0123-AA	70: CB,LL,RR	101	268	7,9*	
* NK0252-D	57: CB,LL,RR,RW	102	268	7,10*,19*	
* NK0440-AT	60: CB,LL,RR,RW	104	268	16*	
* NK0501-DV	58: CB,LL,RR,RW	105	268	16*	
* NK0880-V	59: CB,LL,RR	108	268	8*	
* NK1040-AA	70: CB,LL,RR	110	268	8*	
NK1056-V	59: CB,LL,RR	110	268	8	
* NK1239-D	57: CB,LL,RR,RW	112	268	15*,17	
* NK1480-DV	58: CB,LL,RR,RW	114	268	15*	
NK8232-AA	70: CB,LL,RR	82	268	13	
NK8558-AA	70: CB,LL,RR	85	268	13	
NK8711-V	59: CB,LL,RR	87	268	11,13	
* NK9021-D	57: CB,LL,RR,RW	90	268	11,20*	
NK9044-AA	70: CB,LL,RR	90	268	11	
* NK9231-AA	70: CB,LL,RR	92	268	11*	
* NK9400-V	59: CB,LL,RR	94	268	9*,11	
* NK9771-DV	58: CB,LL,RR,RW	97	268	12,18*,20*	
* NK9805-DV	58: CB,LL,RR,RW	98	268	9*,12	

Brand		Company Seed			
Hybrid	Technology: traits †	RM	Trt. †	Tables	
O'Brien Hybrids					
* OB1105	1: None	105	270	7,16*	
* OB1111	1: None	110	270	10*	
* OB2102PCE	71: CB,LL,RR	102	270	10*,16*	
OB2108	71: CB,LL,RR	108	270	8	
OB5109	7: CB,LL,RR,RW	109	270	8	
* OB8510	58: CB,LL,RR,RW	110	270	14*	
Organic					
* UW Check H	1: None	102	3	21*,22*	
* UW Check H-HW	1: None	102	3	21*	
Power Plus					
* 2A17 VE	82: CB,LL,RR,RW	104	258	7*,14*	
* 3G31AM	56: CB,LL,RR	106	276	7*	
4P27 VE	82: CB,LL,RR,RW	108	258	8	
* 5F17	75: CB,LL,RR,RW	110	276	14*	
Prairie Hybrids					
* 1320	1: None	97	275	13*,20*	
2235	1: None	103	275	7	
2441	1: None	101	248	22	
* 2444	1: None	101	275	20*	
3051	1: None	105	248	21,22	
* 3054	1: None	106	275	7*,14*	
3259	1: None	105	275	7	
410	1: None	91	275	13	
* 4991	1: None	106	248	21*	
5204	1: None	108	275	14	
5881	1: None	109	248	21	
* 5883	1: None	109	275	17*	
* 591	1: None	95	248	22*	
* 6755	1: None	110	275	8*,14*	
* 7464	1: None	111	275	8*,14*,17*	
ProHarvest					
4255RR2	16: RR	92	175	13	
64P24VT2PRIB	50: CB,RR	94	147	11	
* 69P79TRE	76: CB,RR	99	147	9*,12	
* 71P16SXRIB	49: CB,LL,RR,RW	101	147	9*,12*	
* X23405	71: CB,LL,RR	96	147	12*	
Renk					
4-100VT2P	21: CB,RR	100	136	12	
RK258PCE	71: CB,LL,RR	85	230	13	
RK261VT2P	50: CB,RR	86	151	13	
* RK296AA	59: CB,LL,RR	89	149	13*	
RK297VT2P	50: CB,RR	88	151	13	
RK304VT2P	21: CB,RR	90	136	13	
RK405SSTX	23: CB,LL,RR,RW	91	136	13	

† See Table 3 for transgenic technology details. Traits: CB= Corn borer, DT= Drought tolerant, LL= Liberty Link, RR= Roundup Ready, RW= Corn rootworm; Other: bmr= brown midrib leafy, ND= Nutri-Dense, w= white, wo= water optimized

‡ See Table 4 for seed treatment details.

Table 2. Corn hybrids included in the 2024 trials. A star (*) indicates that the hybrid performed statistically similar to the highest hybrid for yield or performance index (P.I. or MILK2006) in one or

Brand		Company Seed			Brand		Company Seed		
Hybrid	Technology: traits †	RM	Trt. †	Tables	Hybrid	Technology: traits †	RM	Trt. †	Tables
RK429-3220A	59: CB,LL,RR	93	149	20	T100-35	57: CB,LL,RR,RW	100	267	9
RK444VT2P	50: CB,RR	93	151	11	* T102-35	57: CB,LL,RR,RW	102	267	10*
RK456VT2P	21: CB,RR	93	136	11	* T104-34	71: CB,LL,RR	104	267	10*
* RK485DGV2P	68: CB,DT,RR	94	151	11*	T105-35	57: CB,LL,RR,RW	105	267	7
* RK519VT4P	81: CB,LL,RR,RW	95	136	11*	* T106-35	73: CB,LL,RR	106	267	7*
RK571PCE	71: CB,LL,RR	96	230	12	* T107-35	52: CB,LL,RR	107	267	7*
* RK579DGV2P	68: CB,DT,RR	99	151	12*	* T110-35	73: CB,LL,RR	110	267	8*
* RK582SSTX	49: CB,LL,RR,RW	98	136	12*	T111-34	57: CB,LL,RR,RW	111	267	14
* RK583PCE	71: CB,LL,RR	99	230	12,18*	* T114-34	82: CB,LL,RR,RW	114	267	15*
RK586VT4P	81: CB,LL,RR,RW	99	136	12					
RK590VT2P	50: CB,RR	98	151	12	Viking-Blue River				
RK597SSPRO	80: CB,LL,RR,RW	99	136	12	* 24-01	1: None	101	266	9*
* RK625DGV2P	68: CB,DT,RR	104	151	10*	24-99	1: None	99	266	12
RK628VT2P	50: CB,RR	102	151	10	* 24SM07	1: None	107	266	16*
RK700SSTX	49: CB,LL,RR,RW	108	136	19	* 49M23	1: None	103	266	19*
* RK705VT4P	81: CB,LL,RR,RW	105	136	10*	62-93	1: None	93	266	20
* RK766SSPRO	80: CB,LL,RR,RW	109	136	8*,10*	* 72-85	1: None	85	266	13,20*
* RK773TRE	76: CB,RR	109	151	8,10*,19	* 73-97	1: None	97	266	12*
* RK785PCE	71: CB,LL,RR	109	230	8*,10*,19*	* 75-07	1: None	107	266	7*,16*
* RK800VT4PRO	81: CB,LL,RR,RW	110	136	8*,10*,19*	* 76-11	1: None	111	266	8*
* RK811PCE	71: CB,LL,RR	111	230	17*,19	* 78-13	1: None	113	266	15*
* RK825VT4P	81: CB,LL,RR,RW	112	136	8*,17*	* 84-04	1: None	104	266	10*
* RK842VT2P	50: CB,RR	112	151	17*	* Fodder 5	1: None	110	266	14*
					Wyffels				
RobSeeCo					W2386	21: CB,RR	100	151	7
RC3721-V	52: CB,LL,RR	87	277	13	W3286RIB	50: CB,RR	103	266	7
RC3880-VT2P	50: CB,RR	88	151	13	W3309RIB	80: CB,LL,RR,RW	103	266	7
* RC4213-AA	59: CB,LL,RR	92	277	11*,20*	W3579RIB	80: CB,LL,RR,RW	105	266	7
* RC4518-VT2P	50: CB,RR	95	277	13,18*,20*					
RC4520-DGV2P	68: CB,DT,RR	97	151	12	ZMO				
* RC5422-PCE	71: CB,LL,RR	104	277	19*	FNC21-1286	1: None	95	3	22
Thunder Seed									
* T6294 VT2P	50: CB,RR	94	151	11*					
T6389 VT2P	50: CB,RR	89	151	13					
T6396 VT2P	50: CB,RR	95	151	11					
T6485 PC	71: CB,LL,RR	85	256	13					
* T6490 VT2P	50: CB,RR	90	151	13*					
* T6498 PC	71: CB,LL,RR	98	256	12*					
T6500 VT2P	50: CB,RR	100	151	12					
T6588 AV	59: CB,LL,RR	88	256	13					
T6695 VT2P	50: CB,RR	95	151	11					
T6987VT2P	50: CB,RR	87	151	13					
T6999VT2P	50: CB,RR	99	151	12					
T8598 SS	49: CB,LL,RR,RW	98	151	12					
Tracy Seeds									
T093-32	57: CB,LL,RR,RW	93	267	11					
T094-33	82: CB,LL,RR,RW	94	267	11					
T099-34	73: CB,LL,RR	99	267	9					

† See Table 3 for transgenic technology details. Traits: CB= Corn borer, DT= Drought tolerant, LL= Liberty Link, RR= Roundup Ready, RW= Corn rootworm; Other: bmr= brown midrib leafy, ND= Nutri-Dense, w= white, wo= water optimized

‡ See Table 4 for seed treatment details.

Table 3. List of transgenic technologies used in corn hybrids entered in the 2024 UW corn trials.

Technology †	Abbreviation	Traits ‡	
1	Conventional	Conv	None
6	Agrisure Viptera® 3110	Vip3110	CB,LL,RR
7	Agrisure Viptera® 3111	Vip3111	CB,LL,RR,RW
16	Roundup Ready® Corn 2	RR2	RR
21	VT Double Pro™	VT2Pro	CB,RR
23	SmartStax™	GENSS	CB,LL,RR,RW
49	SmartStax™ RIB	GENSSRIB	CB,LL,RR,RW
50	VT Double Pro™ RIB	VT2ProRIB	CB,RR
52	Agrisure Viptera® 3220	Vip3220	CB,LL,RR
56	Optimum® AcreMax®	AMRIB	CB,LL,RR
57	Agrisure Duracade® 5122 E-Z Refuge®	DUR5122RIB	CB,LL,RR,RW
58	Agrisure Duracade® 5222 E-Z Refuge®	DUR5222RIB	CB,LL,RR,RW
59	Agrisure Viptera® 3220 E-Z Refuge®	Vip3220RIB	CB,LL,RR
60	Agrisure® 3122 E-Z Refuge®	3122RIB	CB,LL,RR,RW
67	VT Double Pro™ DroughtGard™	VT2ProDG	CB,DT,RR
68	VT Double Pro™ DroughtGard™ RIB	VT2ProDGRIB	CB,DT,RR
70	Agrisure® 3120 E-Z Refuge®	3120RIB	CB,LL,RR
71	Powercore Enlist	PCORE	CB,LL,RR
73	Powercore Refuge	PCORERIB	CB,LL,RR
75	Qrome®	Q	CB,LL,RR,RW
76	Trecepta®	TRE	CB,RR
80	Smartstax® Pro	SSP	CB,LL,RR,RW
81	VT4Pro™ RIB	VT4ProRIB	CB,LL,RR,RW
82	Vorceed™ Enlist®	VE	CB,LL,RR,RW

† See Table 2 for specific hybrid transgenic technologies. ‡ Traits: CB= Corn borer, DT= Drought tolerant, LL= Liberty Link, RR= Roundup Ready, RW= Corn rootworm

Table 4. List of seed treatments used on corn hybrids entered in the 2024 UW corn trials.

Seed	Treatment Mix	Seed Treatment Brand
Trt.†	Biological Fungicide Insecticide Micronutrients Nematicide PGR	
3	Untreated	
66	Unknown	
136	Apron+Stratego+Vortex Poncho500 VOTIVO	Acceleron+Poncho500+VOTIVO
147	Apron+Stratego+Vortex Poncho250 VOTIVO	Acceleron+Poncho250+VOTIVO
149	Maxim Quattro Cruiser 5FS	CruiserMaxx Corn250
151	Apron+Stratego+Vortex Poncho250	Acceleron 250
170	1R - seed treatment	1R - seed treatment
174	Apron+Stratego+Vortex Poncho500	Acceleron 500
175	Maxim Quattro+Vibrance Cruiser250	CruiserMaxx Corn250+Vibrance
230	Maxim Quattro+Rancona+IntegoSolo Poncho500 VOTIVO	Lumigen+Poncho500+VOTIVO
248		Emerge+
256	Maxim Quattro+Picarbutrazox+Vibrance Cruiser 5FS	CruiserMaxx500+Vayantis
258	Bacillus amyloliquefaciens Ethaboxam+Inpyrfuxam+Ipoconazole Poncho1250	Lumisure 1250
263	LCO SP104 Metalaxyl+Ethaboxam+Fluoxastrobin+Prothioconazole Poncho500	
264	LCO SP104 Metalaxyl+Ethaboxam+Fluoxastrobin+Prothioconazole Poncho500 VOTIVO	
266	Cruiser250	Cruiser250
267	Dynasty+MaximXL Cruiser	Cruiser250+Dynasty+Maxim XL
268	Maxim Quattro+Picarbutrazox+Vibrance Cruiser 5FS	CruiserMaxx1250+Vayantis
269		Heads Up
270		Legend 250
272	LCO SP104 Metalaxyl+Ethaboxam+Fluoxastrobin+Prothioconazole Poncho1250 VOTIVO	
273	LCO SP104 Metalaxyl+Fluoxastrobin+Prothioconazole Poncho1250 VOTIVO	
274	LCO SP104 Metalaxyl+Ethaboxam+Fluoxastrobin+Prothioconazole Poncho500 VOTIVO+Fluopyran	
275		Lumiscend Pro
276	Bacillus amyloliquefaciens Ethaboxam+Inpyrfuxam+Ipoconazole+metalaxyl Poncho1250 Chlorantraniliprole	Power Shield
277	Picarbutrazox Cruiser250	Cruiser250+Vayantis

† See Table 2 for specific seed treatments applied to hybrids.

Table 5. 2024 Temperature and Precipitation Summary.

Location	Temperature (Average) Precipitation (Total)	May		June		July		August		September	
		30-year Normal	2024 Departure	30-year Normal	2024 Departure	30-year Normal	2024 Departure	30-year Normal	2024 Departure	30-year Normal	2024 Departure
		Arlington	Temperature	57.3	3.6	67.3	1.6	70.8	-0.3	68.8	1.0
	Precipitation	4.1	3.1	5.3	4.0	3.8	0.9	4.0	-1.3	3.0	-0.7
Chippewa Falls* (Menomonie)	Temperature	57.2	1.1	67.2	-1.7	71.4	-1.3	69.3	-0.8	62.0	2.8
	Precipitation	4.3	0.8	5.0	4.3	3.6	-1.3	4.5	1.6	3.4	-2.8
	Irrigation	0.0		0.0		2.8		1.0		1.0	
Coleman (Oconto)	Temperature	54.6	1.2	65.2	-0.9	69.2	-2.1	67.5	0.2	60.2	2.7
	Precipitation	3.6	2.9	4.3	1.3	3.9	-0.5	3.5	-1.4	3.1	-2.4
Fond du Lac	Temperature	56.6	2.6	67.0	1.1	71.1	-1.0	69.4	0.2	62.0	2.4
	Precipitation	3.7	3.1	4.5	2.8	3.7	1.2	3.7	0.6	2.9	-1.9
Galesville (Trempealeau)	Temperature	59.7	1.7	69.7	-0.8	73.4	-0.8	71.4	0.3	64.0	2.9
	Precipitation	4.6	1.1	4.6	3.2	4.4	1.7	4.3	1.5	3.4	-1.8
Hancock*	Temperature	56.9	2.2	66.7	0.5	70.5	-0.9	68.7	0.0	61.4	3.4
	Precipitation	4.2	3.6	5.1	-1.4	3.9	1.3	4.4	2.2	3.1	-1.3
	Irrigation	0.3		0.3		2.8		2.8		0.8	
Janesville (Afton)	Temperature	59.0	3.8	69.1	2.0	72.6	-0.5	71.1	0.1	63.7	2.7
	Precipitation	4.1	0.1	4.9	5.8	4.5	2.9	4.2	-1.5	3.5	-2.2
Marshfield	Temperature	56.1	1.8	65.9	-0.8	70.0	-1.5	67.9	-0.4	60.4	3.3
	Precipitation	4.2	2.4	4.9	3.5	3.7	0.1	4.4	1.7	3.5	-1.1
Montfort (Lancaster)	Temperature	58.0	2.5	67.9	1.1	71.4	-1.2	69.7	0.7	62.5	3.5
	Precipitation	4.5	2.5	5.5	1.5	4.9	0.6	3.8	-1.5	3.8	-1.7
Seymour (Green Bay)	Temperature	56.5	3.2	66.7	1.8	70.7	0.9	68.6	1.3	61.4	4.4
	Precipitation	3.4	1.8	4.2	0.3	3.4	0.5	3.8	1.9	3.0	-2.1
Spooner*	Temperature	56.1	1.2	65.8	-1.6	70.0	-1.0	68.0	-0.8	60.4	4.2
	Precipitation	3.7	0.2	4.2	1.9	3.6	-0.5	4.0	0.0	3.3	-2.7
	Irrigation	0.0		0.0		0.0		1.9		2.6	
Valders (Manitowoc)	Temperature	53.6	1.9	63.7	0.8	69.6	-0.5	68.8	0.8	62.1	3.3
	Precipitation	3.7	3.1	4.5	0.9	3.5	-0.8	3.6	-0.9	2.1	-1.4

* Irrigation applied at Chippewa Falls, Hancock and Spooner Irrigated Trial.

Source: Midwestern Regional Climate Center

Table 6. Individual Trial Information - 2024 Trials.

Location	Previous Crop / Row Width (in)	Harvest	Av. Final		Soil Test			Nitrogen Fertilizer			Insect	Weed Control	
			Stand	Tillage	pH	P	K	actual N	form	time			
Soil Series	Cooperators	Planting Date	Dates	(plants/A)	Operations	--(ppm)--			(lbs/A)		Control	Control	
Arlington		Alfalfa / 30	Oct-8	G: 33688	Field Cultivator	6.7	70	133	93	31-0-15-3S	pre	Force 6.5G	Mesotrione 4SC 6.0 oz/A
Southern Zone	M. Bertram	May-1	Sep-9	S: 33916		OM %: 3.8			18	9-11-30-6S-1Zn	plant	2.0 lbs/A	Strelis II 24 oz/A
Plano Silt Loam													Laudis 3.0 oz/A
South Central Silage Trial		Alfalfa / 30	Sep-9	S: 33310	Field Cultivator	6.7	70	133	93	31-0-15-3S	pre	Force 6.5G	Mesotrione 4SC 6.0 oz/A
Plano Silt Loam	M. Bertram	May-1				OM %: 3.8			18	9-11-30-6S-1Zn	plant	2.0 lbs/A	Strelis II 24 oz/A
South Central Grain Trial		Soybean / 30	Oct-21	G: 29456	Disk Ripper	5.9	51	106	124	31-0-15-3S	pre	Force 6.5G	Mesotrione 4SC 6.0 oz/A
Plano Silt Loam	M. Bertram	May-31		O: 32380	Field Cultivator	OM %: 4.0			18	9-11-30-6S-1Zn	plant	2.0 lbs/A	Strelis II 24 oz/A
Chippewa Falls	J. Jensen	Corn / 30	Oct-14	G: 33264	Moldboard Plow	5.7	29	87	10000 gal	Manure	pre	Force 6.5G	Acuron 3.0 qts/A
Sattre Silt Loam		May-6		O: 33195	Field Cultivator	OM %:1.6			11	21-0-0-24S	pre	2.0 lbs/A	
Irrigated			Sep-11	S: 32052					138	46-0-0	pre	Fungicide - Atticus Aquila XL 14.0 oz/A	
									18	9-11-30-6S-1Zn	plant		
Coleman	T. Kuchta	Soybean / 30	Oct-15	G: 31944	Disk Ripper	7.1	18	70	13	21-0-0-24S	pre	Force 6.5G	Cavallo 6.0 oz/A
Oconto Sandy Loam		May-14	Sep-16	S: 32082	Field Cultivator	OM %: 2.7			18	9-11-30-6S-1Zn	plant	2.0 lbs/A	Accent Q 1.8 oz/A
									143	46-0-0	post		Status 5.0 oz/A
									7	11-52-0	post		
Fond du Lac	E. Montsma	Soybean / 30	Sep-12	S: 32348	Strip-Till	5.8	51	171	18	9-11-30-6S-1Zn	plant	Force 6.5G	Acuron 3.0 qt/A
Virgil Silt Loam		April 30				OM %: 3.9			30	28-0-0	post	2.0 lbs/A	RoundUp 32 oz/A
									128	32-0-0	post		
Galesville	K. Congdon	Soybean / 30	Oct-7	G: 32979	Field Cultivator	5.6	83	168	115	46-0-0	pre	Force 6.5G	Acuron 2.5 qt/A
Downs Silt Loam		April 25		O: 30692		OM %: 4.4			32	21-0-0-24S	pre	2.0 lbs/A	
			Sep-10	S: 32075					23	18-46-0	pre		
									18	9-11-30-6S-1Zn	plant		
Hancock	P. Sytsma	Cucumber	Sep-25	G: 32575	No-Till	5.7	91	70	18	9-11-30-6S-1Zn	plant	Force 6.5G	Credit Xtreme 2.0 pt/A
Plainfield Sand		April-26		O: 32357		OM %: 1.2			32	21-0-0-24S	post	2.0 lbs/A	Verdict 12.0 oz/A
Irrigated									58	46-0-0	post		Laudis 3.0 oz/A
									106	32-0-0	post		
Janesville	C. Kincaid	Soybean / 30	Oct-17	G: 24478	Spring Chisel	5.8	50	211	92	46-0-0	pre	Force 6.5G	Acuron Flex 2.0 qt/A
Plano Silt Loam		May-6			Field Cultivator	OM %: 3.2			18	9-11-30-6S-1Zn	plant	2.0 lbs/A	Atrazine 4L 48.0 oz/A
									88	32-0-0	post		
Marshfield	S. Kloos	Soybean / 30	Oct-22	G: 33154	Strip-Till	6.8	33	131	18	9-11-30-6S-1Zn	plant	Force 6.5G	Resicore 2.5 qt/A
Owen Withee Silt Loam		May-14		O: 33918	Vertical Till	OM %: 3.2			162	32-0-0	plant	2.0 lbs/A	
			Sep-18	S: 34007					8	12-0-0-26S			
Montfort	D. Hammerly	Soybean / 30	Sep-4	S: 32726	Strip-Till	7.1	32	136	71	32-0-0	pre	Force 6.5G	Storen 38.4 oz/A
Dodgeville Silt Loam		April-25				OM %: 2.9			7	12-0-0-26S	pre	2.0 lbs/A	Atrazine 4L 48.0 oz/A
									18	9-11-30-6S-1Zn	plant	Sniper	RoundUp 20 oz/A
									88	32-0-0	post	3.0 oz/A	Fungicide-Miravis NEO 13.7 oz/A
Seymour	M. Maass	Soybean / 30	Oct-16	G: 33281	Chisel Plow	7.0	70	173	46	46-0-0	pre	Force 6.5G	Atrazine 0.75 lb/A
									36	18-46-0	pre	2.0 lbs/A	Callisto 3.0 oz/A
Onaway Silt Loam		May-6		O: 33137	Field Cultivator	OM %: 2.4			18	9-11-30-6S-1Zn	plant		Dual II Mag 1.0 pt/A
									88	32-0-0	post		
Spooner	P. Holman	Soybean / 30	Oct-14	G: 36698	Spring Disk	6.0	26	79	16	8-10-30-8S	plant	None	Dual II Magnum 1.0 pt/A
Irrigated		May-9	Sep-24	S: 36080		OM %: 2.3			161	46-0-0	post		Hornet 4.0oz/A
Cress Sandy Loam													
Silt Loam		Soybean / 30	Oct-15	G: 35387	Spring Chisel	6.4	37	137	16	8-10-30-8S	plant	None	Dual II Magnum 1.0 pt/A
Antigo Silt Loam		May-14	Sep-23	S: 35860	Disk	OM %: 2.3			115	46-0-0	post		Hornet 4.0oz/A
Dryland		Soybean / 30	Oct-14	G: 31018	Spring Disk	5.8	35	115	16	8-10-30-8S	plant	None	Dual II Magnum 1.0 pt/A
Cress Sandy Loam		May-9				OM %: 2.3			92	46-0-0	post		Hornet 4.0oz/A
Valders	D. Wagner	Soybean / 30	Oct-16	G: 32437	Chisel Plow	7.1	44	157	6000 gal	Manure	pre	Force 6.5G	Resolve 1.25 oz/A
Kewaunee Clay Loam		May-1		O: 16677	Field Cultivator	OM %: 2.0			18	9-11-30-6S-1Zn	plant	2.0 lbs/A	Atrazine 1.5 lb/A
			Sep-12	S: 32363					61	28-0-0-5S	post		Mesotrione 3.0 oz/A
													Yukon 4.0 oz/A
													Fungicide - Headline Amp 14.4 oz/A
													Mustang 3.0 oz/A
													Delaro 10.0 oz/A

Note: G=Grain, S=Silage, O=Organic.

Table 7. Southern Zone - Early Maturity Grain Trial.

107 day Relative Maturity or earlier based on company rating (Arlington= ARL, Janesville= JAN, Montfort=MON)

Brand	Hybrid	Traits†	2024						2023					
			Average			Average			Average			Average		
			Yield (bu/A)	P.I. #	Moist %	Test Wt.	Lodge %	Yield (bu/A) ARL	Yield (bu/A) JAN	Yield (bu/A) ARL	Yield (bu/A) JAN	Yield (bu/A) MON		
Cornelius	C6400DGDP	CB,DT,RR	* 280	* 107	17.4	54	0	289	* 271	260	* 101	* 283	204	295
Wyffels	W2386	CB,RR	246	99	18.4	55	0	262	230					
Wyffels	W3286RIB	CB,RR	234	97	18.5	56	0	261	206					
Cornelius	C6377TRE	CB,RR	* 277	* 105	18.9	54	0	* 304	* 249					
Prairie Hybrids	2235	None	233	96	19.0	55	0	257	209					
Wyffels	W3579RIB	CB,LL,RR,RW	246	99	19.1	54	0	274	218	* 268	* 102	* 288	* 227	289
Legacy Seeds	LC554-23	CB,LL,RR,RW	259	101	19.3	56	0	289	229	249	99	* 282	212	254
Legacy Seeds	LC531-24	CB,LL,RR,RW	240	97	19.3	56	0	278	201					
Prairie Hybrids	3259	None	249	99	19.4	56	0	280	218					
NK Brand	NK0252-D	CB,LL,RR,RW	216	92	19.4	55	0	246	185					
Golden Harvest	G03U08-D	CB,LL,RR,RW-wo	234	96	19.8	55	1	278	190					
Dekalb	DKC105-35VT2RIB	CB,RR	259	101	19.8	55	0	* 307	212	* 272	* 104	273	* 239	* 303
Power Plus	2A17 VE	CB,LL,RR,RW	* 263	101	19.9	54	0	* 308	218					
Wyffels	W3309RIB	CB,LL,RR,RW	255	100	19.9	54	0	279	232	260	* 101	* 286	212	282
Cornelius	C6472TRE	CB,RR	259	101	19.9	54	0	286	232	* 275	* 104	* 290	215	* 321
Cornelius	C6306VT4P	CB,LL,RR,RW	249	99	19.9	55	0	269	230					
Cornelius	C6467PCE	CB,LL,RR	260	101	20.0	55	0	281	238					
NK Brand	NK0123-AA	CB,LL,RR	225	94	20.2	55	0	269	182					
105-DAY HYBRID TRIAL AVERAGE##					20.4									
Tracy Seeds	T105-35	CB,LL,RR,RW	248	98	20.5	57	1	287	210					
Legacy Seeds	LC572-22	CB,LL,RR,RW	255	99	21.2	54	1	292	219					
O'Brien Hybrids	OB1105	None	253	99	21.3	53	0	279	227	261	* 100	273	203	* 306
Power Plus	3G31AM	CB,LL,RR	* 277	* 104	21.5	54	0	* 315	240					
Tracy Seeds	T106-35	CB,LL,RR	* 273	* 103	21.7	55	0	* 315	231					
Viking-Blue River	75-07	None	* 263	100	21.8	54	0	* 315	210					
Prairie Hybrids	3054	None	* 281	* 104	22.5	54	1	* 308	* 255					
Dekalb	DKC106-98VT4PRIB	CB,LL,RR,RW	* 264	101	22.8	55	0	293	235					
Tracy Seeds	T107-35	CB,LL,RR	* 267	101	23.4	52	0	* 299	235					
Cornelius	C6713DP	CB,RR	* 269	101	23.9	53	0	* 299	240					
MEAN			255	100	20.3	55	0	286	223	257	100	273	215	284
LSD(0.10)**			19	4	1.3	1	0	21	25	19	4	20	22	22

† Traits: CB=Corn Borer, DT=Drought Tolerant, LL=Liberty Link, RR=Roundup Ready, RW=Corn Rootworm, lfy=Leafy, ND=Nutri-Dense, wo=Water Optimize.

Average grain moisture of all hybrids in the trial as rated by the participating company maturity rating systems. Ratings are rounded to 5 day increments.

* Hybrids that performed statistically similar to the highest hybrid in the trial.

Shaded results provide the best estimate of relative hybrid performance.

Table 8. Southern Zone - Late Maturity Grain Trial. (page 1 of 2)

108 day Relative Maturity or later based on company rating (Arlington= ARL, Janesville= JAN, Montfort=MON)

Brand	Hybrid	Traits†	2024						2023					
			Average			Average			Yield (bu/A)					
			Yield (bu/A)	P.I. #	Moist %	Test Wt.	Lodge %	Yield (bu/A) ARL	Yield (bu/A) JAN	Yield (bu/A) MON	PI #	Yield (bu/A) ARL	Yield (bu/A) JAN	Yield (bu/A) MON
Dekalb	DKC59-81SSRIB	CB,LL,RR,RW	263	* 102	21.8	55	1	274	* 252	262	* 102	* 284	* 223	280
Golden Harvest	G08U00-V	CB,LL,RR	* 268	* 102	23.4	53	0	292	243					
Cornelius	C6824PCE	CB,LL,RR	* 281	* 104	23.8	55	0	* 304	* 257	* 267	* 103	* 290	202	* 310
Renk	RK766SSPRO	CB,LL,RR,RW	* 276	* 103	23.9	53	0	296	* 256					
Dekalb	DKC110-10SSRIB	CB,LL,RR,RW	* 273	* 102	23.9	54	0	* 299	247					
Renk	RK800VT4PRO	CB,LL,RR,RW	* 265	* 101	23.9	55	0	290	241					
Prairie Hybrids	6755	None	* 279	* 103	24.1	54	0	* 304	* 253					
NK Brand	NK0880-V	CB,LL,RR	* 272	* 102	24.2	52	0	* 299	244					
O'Brien Hybrids	OB2108	CB,LL,RR	234	95	24.2	52	0	249	219					
Cornelius	C6847TRE	CB,RR	* 270	* 101	24.3	54	1	* 307	233	* 269	* 101	* 299	208	299
Viking-Blue River	76-11	None	* 282	* 104	24.4	53	1	288	* 275					
Cornelius	C7021DP	CB,RR	* 270	* 102	24.9	53	0	286	* 255					
Legacy Seeds	LC594-24	CB,LL,RR,RW	242	96	25.0	55	0	259	226					
Cornelius	C7026PCE	CB,LL,RR	* 268	* 100	25.7	53	0	* 308	228					
Burrus	4W42 PWE	CB,LL,RR	* 284	* 103	25.7	53	0	* 324	245					
Renk	RK773TRE	CB,RR	260	99	25.8	54	0	285	235	* 268	* 102	273	* 221	* 310
Dekalb	DKC108-64SSPRIB	CB,LL,RR,RW	* 264	* 100	25.9	53	0	279	249					
110-DAY HYBRID TRIAL AVERAGE##					25.9									
FS InVISION	6245V RIB	CB,RR	* 278	* 102	26.0	55	0	* 301	* 255					
Dekalb	DKC63-91VT2RIB	CB,RR	240	95	26.2	52	0	273	208					
Power Plus	4P27 VE	CB,LL,RR,RW	261	99	26.7	53	0	288	233					
Renk	RK825VT4P	CB,LL,RR,RW	* 284	* 103	26.8	54	0	* 310	* 258					
O'Brien Hybrids	OB5109	CB,LL,RR,RW	230	93	26.8	51	0	248	212					
Tracy Seeds	T110-35	CB,LL,RR	* 264	99	27.0	52	0	* 298	229					
Renk	RK785PCE	CB,LL,RR	* 276	* 102	27.1	52	0	* 299	* 254					
NK Brand	NK1056-V	CB,LL,RR	250	96	27.2	53	0	294	207					
Golden Harvest	G14B32-DV	CB,LL,RR,RW	263	99	27.2	52	0	* 301	225					
FS InVISION	6217X RIB	CB,LL,RR,RW	251	97	27.3	55	0	259	242	259	100	* 283	205	291
Cornelius	C7235PCE	CB,LL,RR	* 278	* 102	27.7	53	0	291	* 264	264	100	278	* 219	297
NK Brand	NK1040-AA	CB,LL,RR	* 265	99	27.8	52	0	288	243					
Cornelius	C7216VT4P	CB,LL,RR,RW	* 284	* 103	27.9	53	0	* 305	* 263					
115-DAY HYBRID TRIAL AVERAGE##					28.2									
FS InVISION	6025X RIB	CB,LL,RR,RW	* 266	99	28.2	53	0	276	* 256	264	* 101	* 285	* 214	294
FS InVISION	6349PC RA	CB,LL,RR	256	97	28.5	52	1	295	218					
FS InVISION	6432P RIB	CB,LL,RR,RW	* 275	* 100	29.0	53	0	* 302	248	* 268	100	* 294	205	* 305

CONTINUED.

Table 8 (continued). Southern Zone - Late Maturity Grain Trial. (page 2 of 2)

108 day Relative Maturity or later based on company rating (Arlington= ARL, Janesville= JAN, Montfort=MON)

Brand	Hybrid	Traits†	2024							2023					
			Average			Moist %	Test Wt.	Lodge %	Yield (bu/		Average		Yield (bu/A)		
			Yield (bu/A)	P.I. #	Yield (bu/				PI #	ARL	JAN	ARL	JAN	MON	
Golden Harvest	G12U11-AA	CB,LL,RR	247	95	29.0	54	0	289	205						
FS InVISION	6447T RIB	CB,RR	* 276	* 100	29.9	54	0	* 302	* 250						
Prairie Hybrids	7464	None	* 268	98	31.6	53	0	276	* 260						
MEAN			266	100	26.2	53	0	290	241	261	100	282	204	296	
LSD(0.10)**			20	4	2.4	1	0	27	25	13	3	22	24	15	

Average grain moisture of all hybrids in the trial as rated by the participating company maturity rating systems. Ratings are rounded to 5 day increments.

* Hybrids that performed statistically similar to the highest hybrid in the trial.

Shaded results provide the best estimate of relative hybrid performance.

Table 9. South Central Zone - Early Maturity Grain Trial.

101 day Relative Maturity or earlier based on company rating (Arlington= ARL, Fond du Lac= FON, Galesville= GAL, Hancock= HAN)

Brand	Hybrid	Traits†	2024									2023				
			Average						Yield (bu/A)			Average		Yield (bu/A)		
			Yield (bu/A)	P.I. #	Moist %	Test Wt. %	Lodge %	ARL	GAL	HAN	Yield (bu/A)	PI #	FON	GAL	HAN	
Legacy Seeds	LC471-23	CB,RR	* 202	100	18.4	54	0	201	* 267	138						
NK Brand	NK9400-V	CB,LL,RR	* 206	* 101	18.5	56	0	208	* 263	146						
ProHarvest	71P16SXRIB	CB,LL,RR,RW	* 219	* 104	18.9	53	0	* 230	* 272	156						
ProHarvest	69P79TRE	CB,RR	* 204	100	19.2	54	0	* 230	247	136	* 289	* 103	280 * 285 * 303			
Legacy Seeds	LC481-24	CB,LL,RR,RW	* 212	* 103	19.2	53	0	* 242	* 249	146						
95-DAY HYBRID TRIAL AVERAGE##					19.4											
Legacy Seeds	LC501-24	CB,LL,RR,RW	* 224	* 106	19.4	53	0	* 249	* 264	159						
NK Brand	NK9805-DV	CB,LL,RR,RW	* 206	* 102	19.5	54	0	196	* 254	* 167						
Legacy Seeds	LC465-23	CB,LL,RR	* 226	* 106	19.7	53	1	* 255	* 255	* 168	* 294	* 104	* 304 * 284 * 296			
Dekalb	DKC48-34SSRIB	CB,LL,RR,RW	* 203	100	19.8	53	1	202	* 250	155	278	101	283 258 * 293			
Dekalb	DKC101-35VT2RIB	CB,RR	* 211	* 101	20.5	51	0	* 245	* 254	134	* 290	* 103	* 296 * 283 * 291			
Dekalb	DKC099-11VT2PRIB	CB,RR	* 210	* 101	20.5	53	0	224	* 272	135						
FS InVISION	5115X RIB	CB,LL,RR,RW	* 216	* 102	20.7	54	0	* 242	* 268	137	279	100	274 * 285 278			
Dekalb	DKC098-88VT4PRIB	CB,LL,RR,RW	* 211	* 102	20.8	53	0	221	* 263	151						
100-DAY HYBRID TRIAL AVERAGE##					20.8											
NK Brand	NK9771-DV	CB,LL,RR,RW	* 207	* 101	21.0	55	0	199	* 274	150	282	101	288 267 * 289			
Tracy Seeds	T100-35	CB,LL,RR,RW	185	95	21.3	53	1	170	* 249	135						
Golden Harvest	G01U74-AA	CB,LL,RR-wo	196	98	21.4	54	0	201	236	151						
Legacy Seeds	LC484-24	None	197	98	21.6	53	1	209	230	151						
Golden Harvest	G00U71-D	CB,LL,RR,RW	195	97	21.7	53	0	200	* 249	136						
Tracy Seeds	T099-34	CB,LL,RR	137	85	21.9	54	1	136	134	140						
Viking-Blue River	24-01	None	* 221	* 104	22.1	51	1	219	* 267	* 176						
FS InVISION	5145L1 EZR	CB,LL,RR	179	94	22.2	54	0	185	206	145						
NK Brand	NK0123-AA	CB,LL,RR	* 208	100	22.3	54	0	215	* 254	154						
MEAN			203	100	20.5	53	0	213	249	148	275	100	280 263 281			
LSD(0,10)**			24	5	1.8	1.4	1	25	26	14	12	2	15 18 19			

† Traits: CB=Corn Borer, DT=Drought Tolerant, LL=Liberty Link, RR=Roundup Ready, RW=Corn Rootworm, lfy=Leafy, ND=Nutri-Dense, wo=Water Optimize.

Average grain moisture of all hybrids in the trial as rated by the participating company maturity rating systems. Ratings are rounded to 5 day increments.

* Hybrids that performed statistically similar to the highest hybrid in the trial.

Shaded results provide the best estimate of relative hybrid performance.

Table 10. South Central Zone - Late Maturity Grain Trial.

102 day Relative Maturity or later based on company rating (Arlington= ARL, Fond du Lac= FON, Galesville= GAL, Hancock= HAN)

Brand	Hybrid	Traits†	2024									2023			
			Average			Yield (bu/A)			Average			Yield (bu/A)			
			Yield (bu/A)	P.I. #	Moist %	Test Wt.	Lodge %	ARL	GAL	HAN	Yield (bu/A)	PI #	FON	GAL	HAN
Renk	RK625DGVT2P	CB,DT,RR	* 205	* 101	19.6	51	1	* 218	273	123	284	101	266	* 289	298
Legacy Seeds	LC554-23	CB,LL,RR,RW	* 205	* 101	20.3	53	0	* 214	272	128	* 292	102	279	283	* 314
FS InVISION	5525VDG RIB	CB,DT,RR	* 213	* 103	20.4	52	0	* 213	278	147	286	101	* 291	280	286
Brunner	EXP102D	CB,LL,RR,RW	* 196	* 100	20.5	54	0	* 203	238	146					
Renk	RK628VT2P	CB,RR	186	97	20.5	52	0	195	236	126	270	99	268	265	279
Dekalb	DKC102-13VT4PRIB	CB,LL,RR,RW	* 214	* 105	20.9	52	0	198	268	* 174					
NK Brand	NK0252-D	CB,LL,RR,RW	* 198	* 100	21.0	54	0	192	250	151					
Dekalb	DKC102-28TRERIB	CB,RR	* 210	* 103	21.3	53	0	* 208	263	* 160					
Legacy Seeds	LC534-24	None	* 215	* 105	21.4	53	0	* 229	254	* 161					
100-DAY HYBRID TRIAL AVERAGE##					21.4										
105-DAY HYBRID TRIAL AVERAGE##					21.7										
Legacy Seeds	LC531-24	CB,LL,RR,RW	* 202	* 100	21.8	53	0	* 222	251	131					
Golden Harvest	G03U08-D	CB,LL,RR,RW-wo	* 199	* 99	22.1	58	0	* 205	253	139					
Tracy Seeds	T102-35	CB,LL,RR,RW	* 193	* 98	22.3	53	0	188	241	149					
FS InVISION	5335P RIB	CB,LL,RR,RW	* 205	* 100	22.4	51	0	* 204	278	133	288	101	* 294	* 289	282
Tracy Seeds	T104-34	CB,LL,RR	* 201	* 100	22.5	53	0	192	261	149	284	101	279	274	299
Viking-Blue River	84-04	None	* 193	* 99	22.7	53	0	* 204	221	153	288	102	* 299	280	284
Renk	RK705VT4P	CB,LL,RR,RW	* 209	* 101	22.8	52	0	* 222	279	127					
O'Brien Hybrids	OB2102PCE	CB,LL,RR	* 204	* 100	23.6	51	0	166	285	* 162	271	98	268	272	273
FS InVISION	5725X RIB	CB,LL,RR,RW	* 214	* 102	24.2	52	0	* 213	287	141	* 305	102	* 305	* 298	* 313
Renk	RK800VT4PRO	CB,LL,RR,RW	* 213	* 101	24.3	54	1	* 202	289	147					
FS InVISION	5935X RIB	CB,LL,RR,RW	* 192	95	24.6	52	0	179	289	108					
Renk	RK766SSPRO	CB,LL,RR,RW	* 214	* 100	24.7	50	0	* 203	* 315	124	289	99	277	* 299	290
Renk	RK773TRE	CB,RR	* 212	* 100	26.2	52	0	* 215	287	134	* 296	100	284	* 303	301
110-DAY HYBRID TRIAL AVERAGE##					26.7										
FS InVISION	5845P RIB	CB,LL,RR,RW	* 205	97	27.2	51	0	195	* 309	113					
FS InVISION	5949PC RA	CB,LL,RR	* 219	* 100	27.4	50	0	* 204	* 323	129					
O'Brien Hybrids	OB1111	None	* 200	97	29.7	50	0	172	268	* 159					
Renk	RK785PCE	CB,LL,RR	* 211	97	29.7	50	0	197	* 308	127					
MEAN			205	100	23.2	52	0	202	272	140	282	100	278	276	291
LSD(0.10)**			29	7	2.6	3	1	27	33	20	13	2	17	20	18

† Traits: CB=Corn Borer, DT=Drought Tolerant, LL=Liberty Link, RR=Roundup Ready, RW=Corn Rootworm, lf=Leafy, ND=Nutri-Dense, wo=Water Optimize.

Average grain moisture of all hybrids in the trial as rated by the participating company maturity rating systems. Ratings are rounded to 5 day increments.

* Hybrids that performed statistically similar to the highest hybrid in the trial.

Shaded results provide the best estimate of relative hybrid performance.

Table 11. North Central Zone - Early Maturity Grain Trial. (page 1 of 2)

95 day Relative Maturity or earlier based on company rating (Chippewa Falls= CHP, Marshfield= MAR, Seymour= SEY, Valders= VAL)

Brand	Hybrid	Traits†	2024										2023					
			Average					Yield (bu/A)					Average		Yield (bu/A)			
			Yield (bu/A)	P.I. #	Moist %	Test Wt.	Lodge %	CHP	MAR	SEY	VAL	Yield (bu/A)	PI #	CHP	MAR	SEY	VAL	
Legacy Seeds	LC414-21	CB,LL,RR,RW	194	96	18.0	56	0	213	201	186	176							
Legacy Seeds	LC404-24	CB,RR	225	* 102	18.9	55	0	245	* 255	206	* 193							
Legacy Seeds	LC411-23	CB,RR	211	99	19.0	54	0	222	211	216	* 197							
NK Brand	NK8711-V	CB,LL,RR	197	95	19.3	55	1	236	199	186	166							
NK Brand	NK9021-D	CB,LL,RR,RW	195	95	19.3	54	0	222	218	186	153	222	98	236	193	230	227	
90-DAY HYBRID TRIAL AVERAGE##			19.6															
NK Brand	NK9231-AA	CB,LL,RR	* 230	* 103	20.0	53	0	* 265	231	* 235	188							
Dekalb	DKC093-77VT2PRIB	CB,RR	204	97	20.1	54	0	221	208	219	168							
Thunder Seed	T6396 VT2P	CB,RR	216	100	20.1	54	0	237	* 243	198	188							
Thunder Seed	T6695 VT2P	CB,RR	212	98	20.3	53	0	230	* 245	210	164							
NK Brand	NK9044-AA	CB,LL,RR	210	98	20.3	55	0	249	226	187	179	229	98	244	204	246	221	
Dekalb	DKC095-57VT4PRIB	CB,LL,RR,RW	228	* 102	20.3	53	0	* 269	231	201	* 211							
RobSeeCo	RC4518-VT2P	CB,RR	226	* 102	20.4	53	0	* 253	* 244	215	* 191	237	100	238	* 219	253	237	
Golden Harvest	G92A51-AA	CB,LL,RR	* 234	* 103	20.4	53	0	* 267	* 244	* 235	189	* 253	* 103	* 266	* 224	* 268	* 253	
RobSeeCo	RC4213-AA	CB,LL,RR	* 243	* 105	20.5	53	1	* 274	* 240	* 265	* 193	* 249	* 102	* 273	208	* 272	241	
ProHarvest	64P24VT2PRIB	CB,RR	219	100	20.7	53	0	241	232	211	* 191	242	101	250	* 225	* 260	233	
Dekalb	DKC45-35VT2RIB	CB,RR	222	100	20.7	54	0	* 258	231	209	* 191	243	101	* 265	214	252	240	
Renk	RK444VT2P	CB,RR	225	101	20.7	53	0	238	* 260	215	188	* 249	* 102	* 265	* 223	252	* 255	
Thunder Seed	T6294 VT2P	CB,RR	* 233	* 103	20.8	55	0	* 272	* 254	212	* 192	* 254	* 103	* 274	* 234	* 260	247	
Renk	RK519VT4P	CB,LL,RR,RW	228	* 102	20.9	54	0	245	* 256	222	* 191							
95-DAY HYBRID TRIAL AVERAGE##			21.1															
Renk	RK485DGV2P	CB,DT,RR	* 230	* 102	21.2	55	0	249	* 240	229	* 204	* 249	* 102	* 258	* 228	* 257	* 253	
Tracy Seeds	T093-32	CB,LL,RR,RW	221	100	21.4	54	1	* 254	* 241	213	176							
Renk	RK456VT2P	CB,RR	216	99	21.4	52	0	239	220	212	* 192							
Brunner	3942	None	202	95	21.6	53	0	* 253	219	178	158	240	100	249	207	249	* 256	

CONTINUED.

Table 11 (continued). North Central Zone - Early Maturity Grain Trial. (page 2 of 2)

95 day Relative Maturity or earlier based on company rating (Chippewa Falls= CHP, Marshfield= MAR, Seymour= SEY, Valders= VAL)

Brand	Hybrid	Traits†	2024										2023					
			Average					Yield (bu/A)					Average		Yield (bu/A)			
			Yield (bu/A)	P.I. #	Moist %	Test Wt.	Lodge %	CHP	MAR	SEY	VAL	Yield (bu/A)	PI #	CHP	MAR	SEY	VAL	
NK Brand	NK9400-V	CB,LL,RR	210	97	21.6	56	0	241	230	201	170							
Tracy Seeds	T094-33	CB,LL,RR,RW	201	95	21.8	53	3	228	222	193	161							
FS InVISION	4545D2 EZR	CB,LL,RR,RW	226	101	21.9	53	0	249	* 243	* 234	176							
Golden Harvest	G94U63-V	CB,LL,RR	* 229	* 102	22.3	55	1	245	* 241	* 243	189							
Dekalb	DKC45-74SSRIB	CB,LL,RR,RW	* 239	* 104	22.4	53	0	* 264	* 248	* 241	* 204	243	100	255	* 224	* 262	230	
MEAN			219	100	20.6	54	0	246	233	213	184	237	100	251	213	250	234	
LSD(0.10)**			14	3	1.2	1	1	21	24	34	20	10	2	17	20	18	19	

† Traits: CB=Corn Borer, DT=Drought Tolerant, LL=Liberty Link, RR=Roundup Ready, RW=Corn Rootworm, Ify=Leafy, ND=Nutri-Dense, wo=Water Optimize.

Average grain moisture of all hybrids in the trial as rated by the participating company maturity rating systems. Ratings are rounded to 5 day increments.

* Hybrids that performed statistically similar to the highest hybrid in the trial.

Shaded results provide the best estimate of relative hybrid performance.

Table 12. North Central Zone - Late Maturity Grain Trial. (page 1 of 2)

96 day Relative Maturity or later based on company rating (Chippewa Falls= CHP, Marshfield= MAR, Seymour= SEY, Valders= VAL)

Brand	Hybrid	Traits†	2024										2023						
			Average					Yield (bu/A)					Average		Yield (bu/A)				
			Yield (bu/A)	P.I. #	Moist %	Test Wt.	Lodge %	CHP	MAR	SEY	VAL	Yield (bu/A)	PI #	CHP	MAR	SEY	VAL		
Viking-Blue River	73-97	None	* 255	* 105	20.7	54	0	* 275	* 269	250	* 228								
RobSeeCo	RC4520-DGVT2P	CB,DT,RR	224	97	20.9	56	0	256	247	237	156								
Renk	RK571PCE	CB,LL,RR	238	100	21.3	53	0	* 277	* 268	* 259	149	* 269	* 105	* 271	* 242	* 279	* 284		
Legacy Seeds	LC471-23	CB,RR	237	100	21.4	53	1	271	230	* 258	190								
Renk	RK590VT2P	CB,RR	224	98	21.5	53	0	236	243	215	* 202	246	101	260	224	250	251		
Thunder Seed	T6999VT2P	CB,RR	241	101	21.5	55	0	263	246	236	* 220								
ProHarvest	X23405	CB,LL,RR	* 258	* 104	21.5	53	0	* 293	* 265	* 284	191								
Dekalb	DKC096-21TRERIB	CB,RR	246	* 102	21.6	54	0	262	259	* 275	186								
95-DAY HYBRID TRIAL AVERAGE##					21.6														
ProHarvest	69P79TRE	CB,RR	230	99	21.6	52	0	272	251	218	180	250	101	* 272	222	256	252		
Legacy Seeds	LC501-24	CB,LL,RR,RW	245	* 102	21.6	53	0	* 273	* 268	* 260	180								
Legacy Seeds	LC465-23	CB,LL,RR	246	* 102	21.7	53	0	* 277	* 261	253	191	* 277	* 106	* 290	* 252	* 281	* 284		
NK Brand	NK9805-DV	CB,LL,RR,RW	225	98	21.7	54	0	237	237	234	194								
Renk	RK579DGVT2P	CB,DT,RR	247	* 102	21.8	54	0	259	249	* 262	* 219	251	101	* 274	232	250	250		
FS InVISION	4927T RIB	CB,RR	* 253	* 103	21.9	52	0	* 288	257	* 261	* 205	245	101	260	235	250	235		
Viking-Blue River	24-99	None	230	99	22.0	54	0	251	231	250	189								
Renk	RK582SSTX	CB,LL,RR,RW	247	* 102	22.0	53	0	259	259	* 262	* 206	247	100	244	225	261	259		
Thunder Seed	T6498 PC	CB,LL,RR	* 264	* 106	22.1	52	0	* 292	* 278	* 270	* 217	* 274	* 106	* 287	* 240	* 292	* 277		
Renk	RK586VT4P	CB,LL,RR,RW	243	101	22.3	54	0	262	240	* 261	* 207								
ProHarvest	71P16SXRIB	CB,LL,RR,RW	246	* 102	22.4	53	0	264	* 265	* 263	194								
Legacy Seeds	LC481-24	CB,LL,RR,RW	229	98	22.4	53	1	252	250	249	163								
NK Brand	NK9771-DV	CB,LL,RR,RW	237	100	22.5	54	0	261	251	247	190	250	101	* 276	230	242	252		
Renk	RK597SSPRO	CB,LL,RR,RW	234	100	22.6	53	0	259	227	228	* 222	245	100	* 270	222	248	238		
Golden Harvest	G97B68-DV	CB,LL,RR,RW	228	98	22.7	54	1	* 273	241	223	175	249	100	* 284	210	243	* 261		
100-DAY HYBRID TRIAL AVERAGE##					22.9														
Renk	RK583PCE	CB,LL,RR	233	98	23.0	53	0	269	239	* 257	166								
Thunder Seed	T8598 SS	CB,LL,RR,RW	235	99	23.2	53	0	271	243	244	184								
FS InVISION	5147T RIB	CB,RR	* 253	* 103	23.7	53	0	272	255	* 257	* 227								
Legacy Seeds	LC484-24	None	244	101	23.9	52	0	* 274	238	* 261	* 201								
FS InVISION	5035P RIB	CB,LL,RR,RW	237	99	24.2	52	0	266	237	* 257	189	251	100	* 270	227	231	* 278		

CONTINUED.

Table 12 (continued). North Central Zone - Late Maturity Grain Trial. (page 2 of 2)

96 day Relative Maturity or later based on company rating (Chippewa Falls= CHP, Marshfield= MAR, Seymour= SEY, Valders= VAL)

Brand	Hybrid	Traits†	2024										2023					
			Average					Yield (bu/A)					Average		Yield (bu/A)			
			Yield (bu/A)	P.I. #	Moist %	Test Wt.	Lodge %	CHP	MAR	SEY	VAL	Yield (bu/A)	PI #	CHP	MAR	SEY	VAL	
FS InVISION	5145L1 EZR	CB,LL,RR	200	91	24.3	53	0	241	203	217	139							
Thunder Seed	T6500 VT2P	CB,RR	239	99	24.4	52	0	* 273	237	249	* 199							
Brunner	EXP101V	CB,LL,RR	223	96	24.5	52	1	248	228	240	175							
Renk	4-100VT2P	CB,RR	234	98	25.6	51	0	262	222	225	* 226							
MEAN			238	100	22.4	53	0	265	247	249	192	246	100	263	225	246	250	
LSD(0.10)**			15	4	1.2	1	1	20	18	28	30	12	3	28	15	19	25	

† Traits: CB=Corn Borer, DT=Drought Tolerant, LL=Liberty Link, RR=Roundup Ready, RW=Corn Rootworm, Ify=Leafy, ND=Nutri-Dense, wo=Water Optimize.

Average grain moisture of all hybrids in the trial as rated by the participating company maturity rating systems. Ratings are rounded to 5 day increments.

* Hybrids that performed statistically similar to the highest hybrid in the trial.

Shaded results provide the best estimate of relative hybrid performance.

Table 13. Northern Zone Grain Trial. (page 1 of 2)

(Coleman= COL, Marshfield= MAR, Spooner dryland sand= SPD, Spooner irrigated sand= SPI, Spooner dryland silt loam= SPS)

Brand	Hybrid	Traits†	2024										2023					
			Average			Yield (bu/A)			Yield (bu/A)				Average		Yield (bu/A)			
			Yield (bu/A)	P.I. #	Moist %	Test Wt.	Lodge %	COL	MAR	SPD	SPI	SPS	Yield (bu/A)	PI #	MAR	SPD	SPI	SPS
Dekalb	DKC32-35VT2RIB	CB,RR	164	93	17.4	55	1	180	157	149	172	163	168	97	204	121	223	123
Legacy Seeds	LC361-24	CB,RR	173	94	18.5	54	2	183	184	162	183	152						
Dekalb	DKC36-48VT2RIB	CB,RR	191	99	18.6	53	2	223	200	177	182	174	183	* 101	211	126	250	* 146
Viking-Blue River	72-85	None	206	102	18.9	53	1	216	216	186	* 205	* 205						
Renk	RK261VT2P	CB,RR	190	99	18.9	53	1	183	196	172	* 207	* 192	169	97	209	108	236	123
Thunder Seed	T6987VT2P	CB,RR	188	98	19.1	54	1	205	196	190	180	166						
NK Brand	NK8232-AA	CB,LL,RR	183	96	19.6	54	0	194	198	169	179	175	159	94	192	103	217	124
Thunder Seed	T6485 PC	CB,LL,RR	205	102	19.9	54	0	* 225	217	184	* 209	* 193	179	100	197	147	245	128
85-DAY HYBRID TRIAL AVERAGE##			20.1															
Thunder Seed	T6389 VT2P	CB,RR	203	101	20.5	53	1	206	230	182	* 205	* 189	180	100	215	130	245	133
Legacy Seeds	LC404-24	CB,RR	* 221	* 105	20.6	54	1	202	* 263	* 208	* 236	* 197						
Thunder Seed	T6490 VT2P	CB,RR	* 218	* 104	20.8	53	4	218	244	202	* 216	* 209	189	* 101	221	140	270	124
Renk	RK258PCE	CB,LL,RR	205	101	20.8	53	1	206	217	190	* 220	* 190						
Legacy Seeds	LC381-23	CB,RR	211	* 103	20.8	53	1	204	* 251	181	* 214	* 205						
Renk	RK297VT2P	CB,RR	204	101	20.9	54	1	211	212	196	* 221	180	193	* 102	* 234	143	264	132
NK Brand	NK8558-AA	CB,LL,RR	194	98	20.9	53	1	192	234	190	190	163	187	* 101	213	* 150	262	124
Brunner	EXP87V	CB,LL,RR	191	98	20.9	54	1	202	218	184	183	171						
Dekalb	DKC39-55VT2RIB	CB,RR	205	101	21.1	53	0	214	234	198	* 207	174	182	100	224	140	234	130
Golden Harvest	G85B04-AA	CB,LL,RR	194	98	21.2	53	1	195	226	195	197	159	184	100	215	144	255	122
Renk	RK304VT2P	CB,RR	209	101	21.3	53	5	185	* 256	197	* 223	185						
Prairie Hybrids	410	None	188	97	21.3	51	1	195	195	182	190	178						
NK Brand	NK8711-V	CB,LL,RR	189	97	21.4	53	1	191	213	191	173	178						
Brunner	EXP90	None	211	102	21.4	54	1	218	230	191	* 218	* 196						
Golden Harvest	G87U44-V	CB,LL,RR	190	97	21.4	53	1	184	224	197	178	166						
RobSeeCo	RC3721-V	CB,LL,RR	190	97	21.5	54	1	205	214	189	170	172						
RobSeeCo	RC3880-VT2P	CB,RR	196	99	21.5	53	0	187	226	189	186	* 191	182	100	* 229	136	243	122
90-DAY HYBRID TRIAL AVERAGE##			21.6															
Legacy Seeds	LC394-24	CB,LL,RR	* 224	* 105	21.7	53	2	* 251	240	* 207	* 224	* 196						
Thunder Seed	T6588 AV	CB,LL,RR	194	98	21.8	54	1	189	213	187	190	* 190						
FS InVISION	3845L2 EZR	CB,LL,RR	188	97	21.9	54	1	212	209	177	165	177						
Renk	RK405SSTX	CB,LL,RR,RW	200	99	21.9	52	1	190	240	188	201	178						
ProHarvest	4255RR2	RR	200	99	21.9	53	3	193	229	182	* 211	184	192	* 103	* 230	143	240	* 153
Renk	RK296AA	CB,LL,RR	* 219	* 104	22.7	52	1	* 227	* 248	* 218	* 207	* 192	* 197	* 103	* 230	* 165	265	125
Brunner	3904AA	CB,LL,RR	* 228	* 106	23.3	53	1	* 252	* 266	202	* 230	* 192	* 199	* 104	* 230	* 170	271	126
Golden Harvest	G94U63-V	CB,LL,RR	208	100	23.5	54	3	190	* 252	* 211	* 208	179						

CONTINUED.

Table 13 (continued). Northern Zone Grain Trial. (page 2 of 2)

(Coleman=COL, Spooner dryland sand = SPD, Spooner irrigated sand = SPI, Spooner dryland silt loam = SPS)

Brand	Hybrid	Traits†	2024										2023					
			Average					Yield (bu/A)					Average		Yield (bu/A)			
			Yield (bu/A)	P.I. #	Moist %	Test Wt. %	Lodge %	COL	MAR	SPD	SPI	SPS	Yield (bu/A)	PI #	MAR	SPD	SPI	SPS
Brunner	3911-GT3110A	CB,LL,RR-wo	202	99	23.6	53	1	198	232	188	197	* 194	192	* 102	220	143	268	* 136
95-DAY HYBRID TRIAL AVERAGE##			24.6															
RobSeeCo	RC4518-VT2P	CB,RR	213	101	24.7	52	7	217	231	* 221	200	* 198						
FS InVISION	4545D2 EZR	CB,LL,RR,RW	205	100	24.8	52	1	209	228	183	* 209	* 199						
Prairie Hybrids	1320	None	* 225	* 104	25.4	52	0	* 236	* 266	* 213	* 217	* 191						
FS InVISION	4927T RIB	CB,RR	* 218	102	27.0	51	0	212	238	* 217	* 214	* 208						
FS InVISION	5035P RIB	CB,LL,RR,RW	* 222	102	28.8	51	1	* 226	* 249	* 208	* 222	* 205						
MEAN			202	100	21.6	53	1	206	225	191	201	185	183	100	215	134	248	134
LSD(0.10)**			14	3	1.6	1	4	27	19	16	31	20	15	5	17	22	27	25

† Traits: CB=Corn Borer, DT=Drought Tolerant, LL=Liberty Link, RR=Roundup Ready, RW=Corn Rootworm, lfy=Leafy, ND=Nutri-Dense, wo=Water Optimize.

Average grain moisture of all hybrids in the trial as rated by the participating company maturity rating systems. Ratings are rounded to 5 day increments.

* Hybrids that performed statistically similar to the highest hybrid in the trial.

Shaded results provide the best estimate of relative hybrid performance.

Table 14. Southern Zone - Early Maturity Silage Trial.

111 day Relative Maturity or earlier based on company rating (Arlington= ARL, Montfort=MON)

Brand	Hybrid	Traits†	2024								2023					
			Yield (T/A)	Milk per		Average				Average			Yield (T/A)			
				Ton	Acre	Moist %	NDF %	NDFD %	Starch %	Yield (T/A)	Yield (T/A)	Milk per Ton	Milk per Acre	ARL	MON	
Prairie Hybrids	5204	None	11.0	3460	38100	62.6	36	63	33	11.3	* 10.7					
Power Plus	2A17 VE	CB,LL,RR,RW	11.2	* 3500	39100	63.6	35	64	35	11.7	10.6					
Legacy Seeds	LC554-23	CB,LL,RR,RW	10.9	3410	37200	64.6	36	62	33	10.4	* 11.4					
Prairie Hybrids	3054	None	* 12.7	* 3510	* 44700	64.7	37	64	33	* 13.0	* 12.4					
105-DAY HYBRID TRIAL AVERAGE##						65.9										
Viking-Blue River	Fodder 5	None	11.4	* 3490	39800	66.4	36	64	34	11.4	* 11.4	12.0	* 3620	* 43400	11.5	* 12.5
Tracy Seeds	T111-34	CB,LL,RR,RW	11.3	3420	38600	66.5	36	62	32	11.4	* 11.2					
Prairie Hybrids	6755	None	* 12.2	* 3590	* 43900	66.8	34	63	36	* 12.9	* 11.5					
110-DAY HYBRID TRIAL AVERAGE##						67.0										
Cornelius	C7026PCE	CB,LL,RR	* 12.2	* 3510	* 42800	67.8	34	63	35	* 12.9	* 11.6					
Cornelius	C6713DP	CB,RR	11.1	* 3470	38500	67.8	36	61	34	11.3	* 10.9					
O'Brien Hybrids	OB8510	CB,LL,RR,RW	* 12.0	3280	39300	67.9	38	62	30	* 12.0	* 12.0					
Power Plus	5F17	CB,LL,RR,RW	11.6	* 3500	40700	67.9	35	65	33	* 12.2	* 11.0					
FS InVISION	6025X RIB	CB,LL,RR,RW	11.7	3310	38600	68.3	38	59	31	11.5	* 11.8	11.4	3450	39300	11.3	11.5
Cornelius	C6467PCE	CB,LL,RR	10.6	* 3510	37200	68.7	36	63	34	11.1	10.1					
Prairie Hybrids	7464	None	* 12.5	3350	* 41800	69.0	39	64	29	* 13.1	* 11.9					
MEAN			11.6	3450	40000	66.6	36	63	33	11.9	11.3	11.3	3510	39500	11.0	11.5
LSD(0,10)**			0.9	120	3400	2.1	2	2	3	1.1	1.7	0.8	100	3300	1.1	0.9

† Traits: CB=Corn Borer, DT=Drought Tolerant, LL=Liberty Link, RR=Roundup Ready, RW=Corn Rootworm, Ify=Leafy, ND=Nutri-Dense, wo=Water Optimize.

Average whole plant moisture of all hybrids in the trial as rated by the participating company maturity rating systems. Ratings are rounded to 5 day increments.

* Hybrids that performed statistically similar to the highest hybrid in the trial.

Shaded results provide the best estimate of relative hybrid performance.

Table 15. Southern Zone - Late Maturity Silage Trial.

112 day Relative Maturity or later based on company rating (Arlington= ARL, Montfort=MON)

Brand	Hybrid	Traits†	2024										2023				
			Yield (T/A)	Milk per		Average				Yield (T/A)		Average			Yield (T/A)		
				Ton	Acre	Moist %	NDF %	NDFD %	Starch %	ARL	MON	(T/A)	Ton	Acre	ARL	MON	
NK Brand	NK1239-D	CB,LL,RR,RW	* 11.7	* 3310	* 38600	66.5	39	61	30	11.1	* 12.2	* 11.6	3480	* 40500	* 11.7	* 11.5	
Tracy Seeds	T114-34	CB,LL,RR,RW	* 11.5	3220	37200	67.2	39	58	30	* 11.9	* 11.2						
Legacy Seeds	LC623-21	CB,LL,RR,RW	11.0	3300	36400	67.4	39	62	30	10.8	* 11.2	11.0	3410	37500	11.4	10.5	
Viking-Blue River	78-13	None	* 12.1	* 3430	* 41400	67.7	37	63	33	* 12.1	* 12.0						
Legacy Seeds	LC644-23	CB,LL,RR,RW	* 11.9	3130	37300	67.8	39	57	29	* 12.3	* 11.5	* 12.2	3350	* 40800	* 11.9	* 12.5	
110-DAY HYBRID TRIAL AVERAGE##						68.0											
FS InVISION	6349PC RA	CB,LL,RR	* 12.2	* 3530	* 43100	68.1	37	64	33	* 12.5	* 11.9						
NK Brand	NK1480-DV	CB,LL,RR,RW	* 12.0	* 3490	* 41800	68.3	37	62	33	* 12.6	* 11.4	* 11.6	* 3610	* 41800	11.4	* 11.7	
115-DAY HYBRID TRIAL AVERAGE##						68.5											
Golden Harvest	E114C4-DV	CB,LL,RR,RW	* 11.6	* 3460	* 40100	69.1	37	65	32	11.2	* 11.9						
FS InVISION	6432P RIB	CB,LL,RR,RW	* 11.7	3220	37800	69.4	39	59	30	* 11.8	* 11.6	11.3	3370	38000	* 11.6	10.9	
FS InVISION	6447T RIB	CB,RR	* 11.6	3180	37400	70.0	39	57	29	* 12.0	* 11.3						
Cornelius	C7216VT4P	CB,LL,RR,RW	* 11.2	3190	35600	70.3	39	59	29	10.6	* 11.7						
MEAN			11.7	3320	38800	68.4	38	61	31	11.7	11.6	11.4	3420	39000	11.5	11.3	
LSD(0.10)**			1.1	220	4800	1.5	3	3	4	1.2	1.3	0.8	120	3000	1.0	1.0	

† Traits: CB=Corn Borer, DT=Drought Tolerant, LL=Liberty Link, RR=Roundup Ready, RW=Corn Rootworm, lf=Leafy, ND=Nutri-Dense, wo=Water Optimize.

Average whole plant moisture of all hybrids in the trial as rated by the participating company maturity rating systems. Ratings are rounded to 5 day increments.

* Hybrids that performed statistically similar to the highest hybrid in the trial.

Shaded results provide the best estimate of relative hybrid performance.

Figure 2. Relationship between Milk per Acre and Milk per Ton of corn hybrids in Southern Wisconsin during 2024. A bolded hybrid performed statistically similar to the highest hybrid for Yield, Milk per Ton and Milk per Acre.

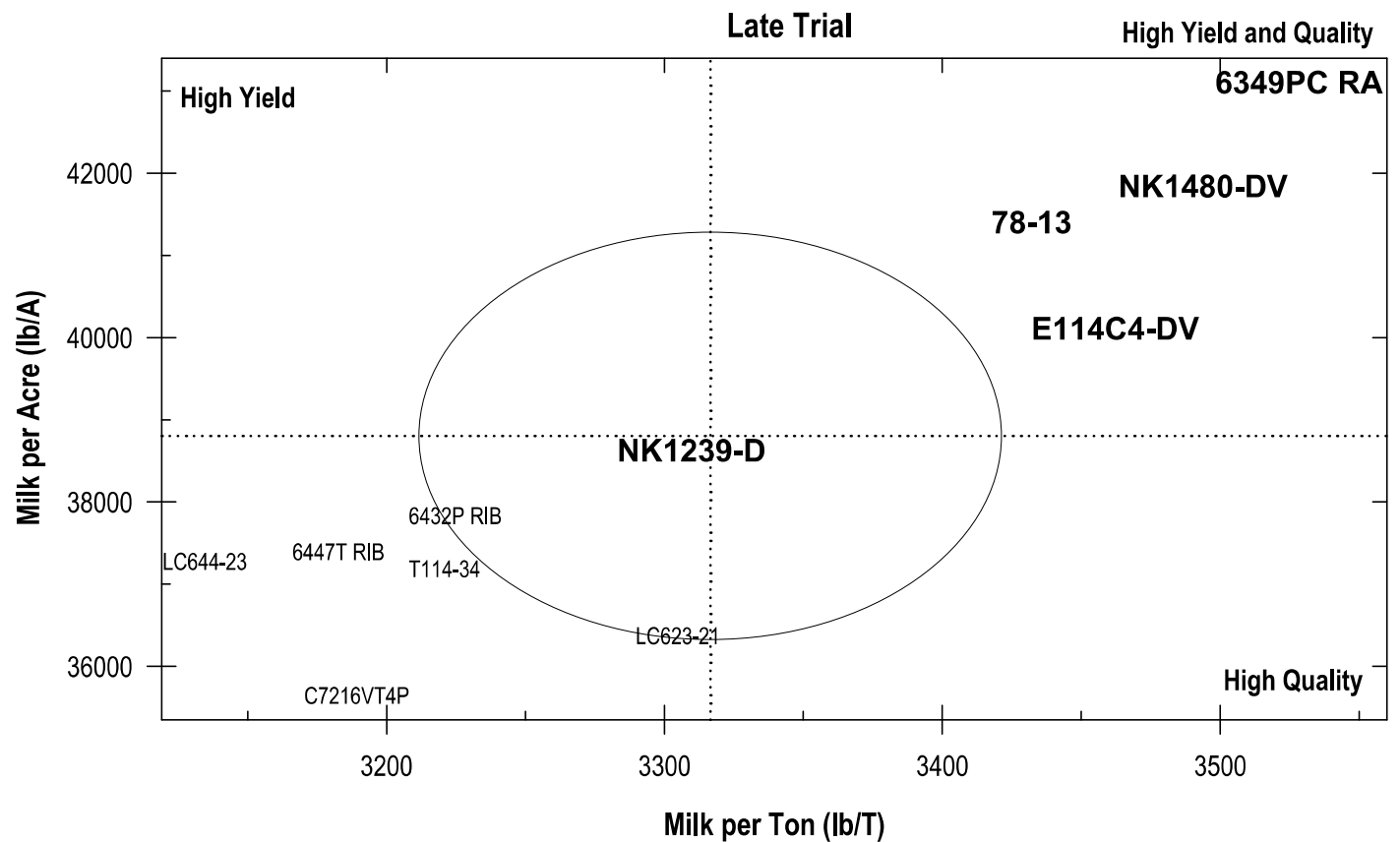
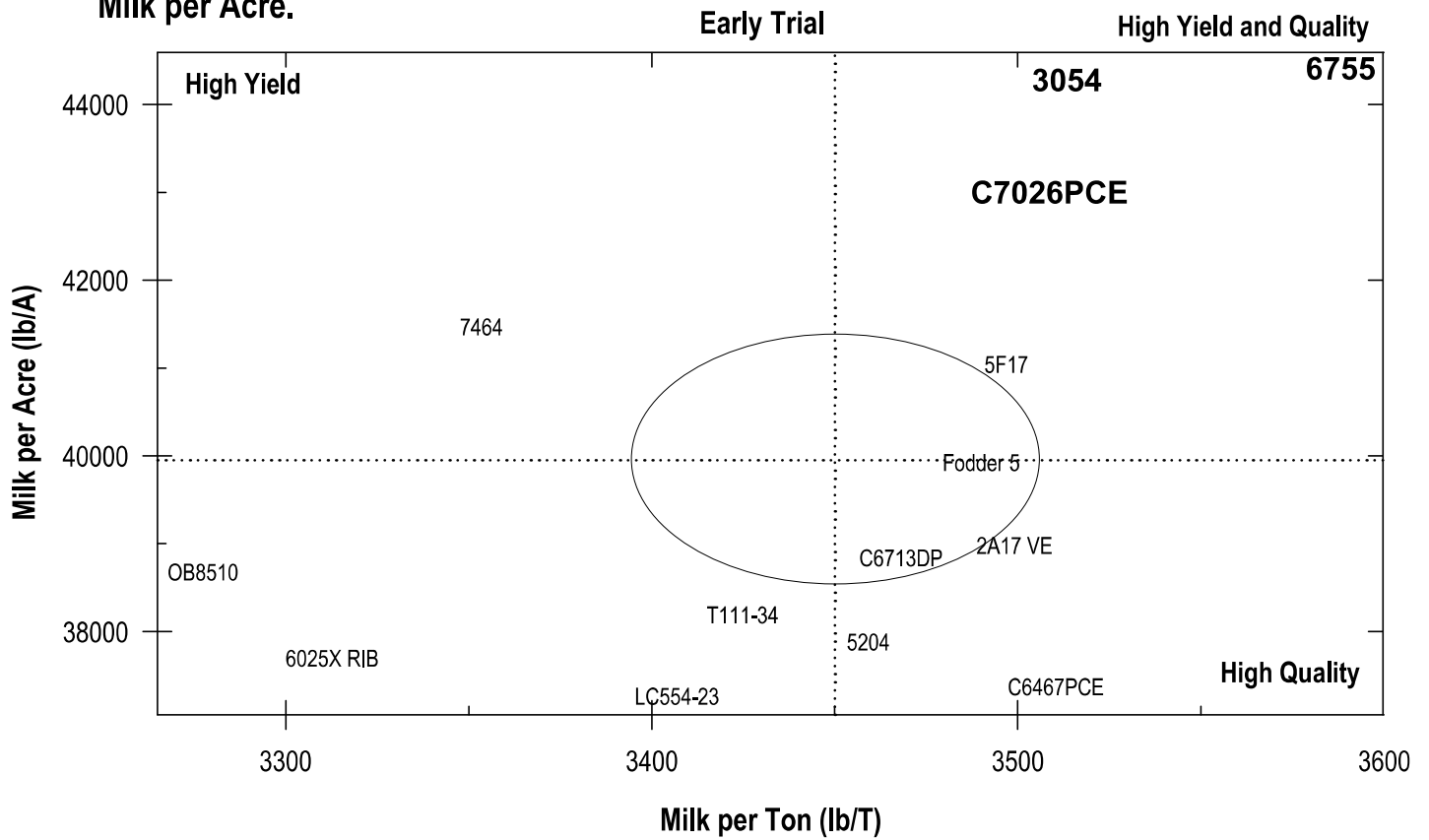


Table 16. South Central Zone - Early Maturity Silage Trial.

108 day Relative Maturity or earlier based on company rating (Arlington= ARL, Fond du Lac= FON, Galesville= GAL)

Brand	Hybrid	Traits†	2024									2023						
			Yield (T/A)	Milk per		Moist %	NDF %	NDFD %	Starch %	Yield (T/A)		Average			Yield (T/A)			
				Ton	Acre					ARL	GAL	Yield (T/A)	Ton	Acre	FON	GAL		
Legacy Seeds	LC517-24	None	9.2	3360	31000	60.4	32	61	37	10.2	8.3							
Legacy Seeds	LC531-24	CB,LL,RR,RW	* 10.4	* 3380	* 35200	62.9	37	59	34	9.9	* 10.8							
NK Brand	NK0501-DV	CB,LL,RR,RW	* 10.7	3280	35000	63.2	36	60	32	10.8	* 10.6							
FS InVISION	5335P RIB	CB,LL,RR,RW	* 10.1	* 3500	* 35200	64.1	35	62	35	10.1	10.0	11.9	* 3460	* 41300	* 12.0	* 11.9		
Dekalb	DKC105-33SSPRIB	CB,LL,RR,RW	* 10.5	* 3410	* 35700	65.1	35	59	35	* 11.1	9.8							
NK Brand	NK0440-AT	CB,LL,RR,RW	* 10.7	* 3410	* 36500	65.1	36	62	33	* 10.9	* 10.4	11.8	3380	* 39800	* 12.0	* 11.5		
Legacy Seeds	LC554-23	CB,LL,RR,RW	* 10.5	3320	34800	65.8	36	61	32	* 11.3	9.6	11.1	* 3400	37800	11.0	11.3		
105-DAY HYBRID TRIAL AVERAGE##						65.8												
O'Brien Hybrids	OB2102PCE	CB,LL,RR	* 11.1	* 3510	* 39000	67.2	36	61	35	* 11.0	* 11.2							
FS InVISION	5845P RIB	CB,LL,RR,RW	* 10.9	3220	* 35300	67.8	38	60	30	* 10.9	* 11.0							
O'Brien Hybrids	OB1105	None	* 10.3	* 3400	* 35100	68.0	37	60	33	10.1	* 10.4							
Viking-Blue River	24SM07	None	* 11.3	3220	* 36400	68.7	38	57	31	* 11.9	* 10.7							
Viking-Blue River	75-07	None	* 10.5	3250	34100	69.6	38	61	29	10.1	* 11.0							
MEAN			10.5	3360	35300	65.7	36	60	33	10.7	10.3	11.8	3400	40000	11.8	11.7		
LSD(0.10)**			1.2	130	3900	3.7	2	1	2	1.0	1.0	0.8	190	3900	0.9	1.5		

† Traits: CB=Corn Borer, DT=Drought Tolerant, LL=Liberty Link, RR=Roundup Ready, RW=Corn Rootworm, lf=Leafy, ND=Nutri-Dense, wo=Water Optimize.

Average whole plant moisture of all hybrids in the trial as rated by the participating company maturity rating systems. Ratings are rounded to 5 day increments.

* Hybrids that performed statistically similar to the highest hybrid in the trial.

Shaded results provide the best estimate of relative hybrid performance.

Table 17. South Central Zone - Late Maturity Silage Trial.

109 day Relative Maturity or later based on company rating (Arlington= ARL, Fond du Lac= FON, Galesville= GAL)

Brand	Hybrid	Traits†	2024									2023					
			Yield (T/A)	Milk per		Moist %	NDF %	NDFD %	Starch %	Yield (T/A)		Yield (T/A)	Milk per		Yield (T/A)		
				Ton	Acre					ARL	GAL		FON	GAL			
Dekalb	DKC110-10SSRIB	CB,LL,RR,RW	10.3	* 3370	* 34700	68.0	36	60	33	10.8	9.8						
Prairie Hybrids	5883	None	10.1	* 3380	* 34200	68.1	36	61	33	11.1	9.1	12.2	* 3290	* 40200	* 11.3	* 13.2	
Legacy Seeds	LC623-21	CB,LL,RR,RW	10.4	3230	33600	68.2	39	61	28	10.7	10.1	12.1	3250	39200	* 11.9	12.2	
Dekalb	DKC59-07SSRIB	CB,LL,RR,RW	9.8	* 3430	33700	68.5	36	62	33	9.6	10.1	11.4	* 3420	39000	* 11.5	11.3	
Renk	RK842VT2P	CB,RR	* 12.0	3160	* 37900	68.7	40	59	28	* 11.8	* 12.1						
NK Brand	NK1239-D	CB,LL,RR,RW	10.8	3030	32600	68.7	42	58	26	10.7	10.9	* 12.5	* 3330	* 41700	* 12.3	12.8	
110-DAY HYBRID TRIAL AVERAGE##						69.4											
Legacy Seeds	LC644-23	CB,LL,RR,RW	* 11.1	3040	33800	69.8	41	56	27	11.0	* 11.1	12.2	3170	39000	* 11.8	12.7	
FS InVISION	5935X RIB	CB,LL,RR,RW	10.3	* 3370	* 34800	70.0	37	60	32	10.6	10.0						
Renk	RK825VT4P	CB,LL,RR,RW	* 11.0	3240	* 35800	70.0	39	59	29	11.5	10.5						
Prairie Hybrids	7464	None	* 11.5	3320	* 38300	70.4	40	63	29	* 12.9	10.1						
FS InVISION	5949PC RA	CB,LL,RR	* 10.9	3330	* 36500	70.7	39	59	31	11.7	10.1						
Golden Harvest	E110F4-D	CB,LL,RR,RW	9.7	3240	31500	70.7	38	60	30	10.7	8.7						
Renk	RK811PCE	CB,LL,RR	* 10.9	* 3360	* 36700	71.4	38	62	31	11.5	10.3	12.1	* 3360	* 40600	* 11.8	12.3	
MEAN			10.7	3270	34900	69.5	39	60	30	11.1	10.2	11.8	3270	38800	11.6	12.1	
LSD(0.10)**			1.2	90	4100	1.8	2	2	2	1.1	1.1	0.9	140	3500	1.1	1.4	

† Traits: CB=Corn Borer, DT=Drought Tolerant, LL=Liberty Link, RR=Roundup Ready, RW=Corn Rootworm, Ify=Leafy, ND=Nutri-Dense, wo=Water Optimize.

Average whole plant moisture of all hybrids in the trial as rated by the participating company maturity rating systems. Ratings are rounded to 5 day increments.

* Hybrids that performed statistically similar to the highest hybrid in the trial.

Shaded results provide the best estimate of relative hybrid performance.

Figure 3. Relationship between Milk per Acre and Milk per Ton of corn hybrids in South Central Wisconsin during 2024. A bolded hybrid performed statistically similar to the highest hybrid for Yield, Milk per Ton and Milk per Acre.

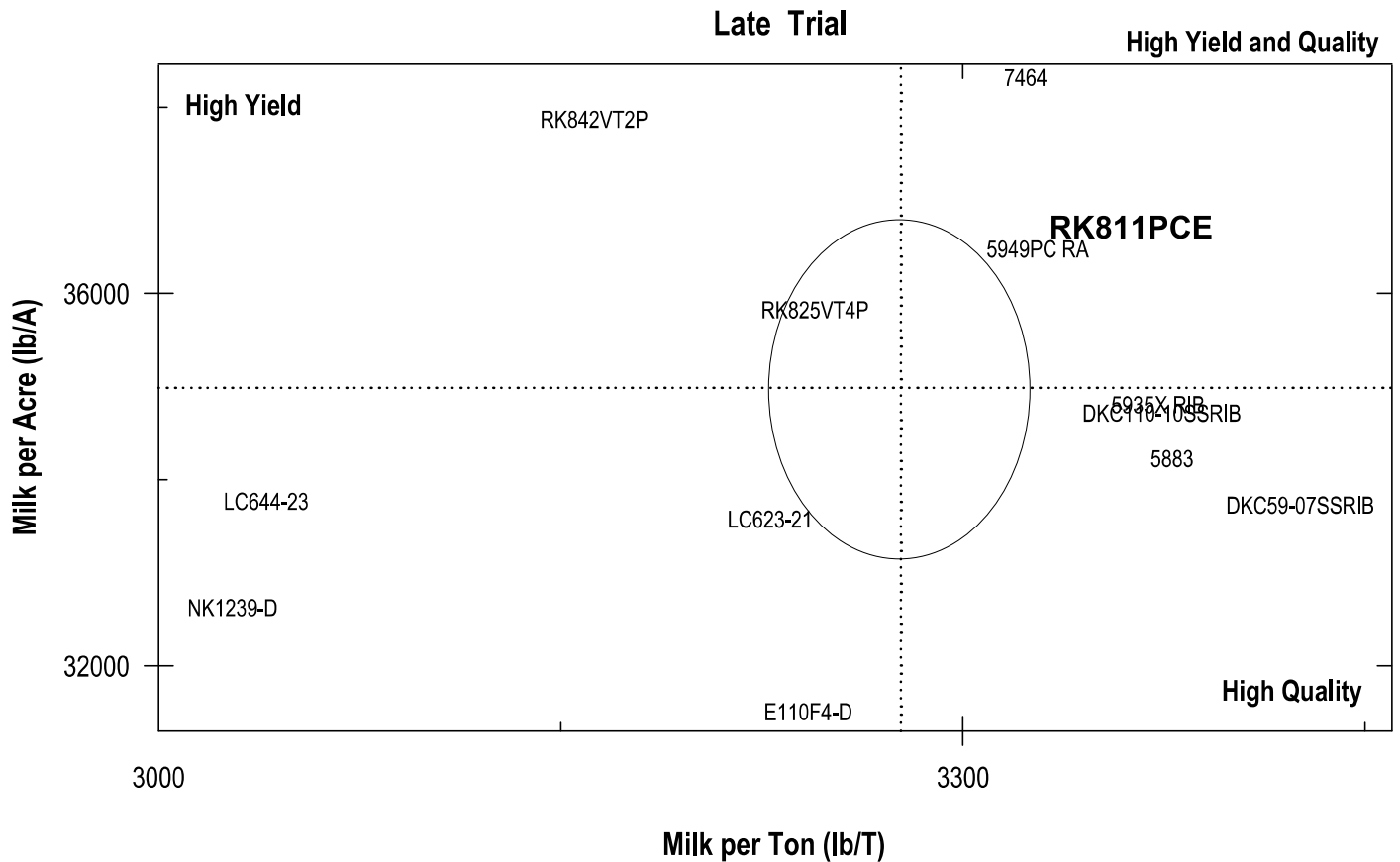
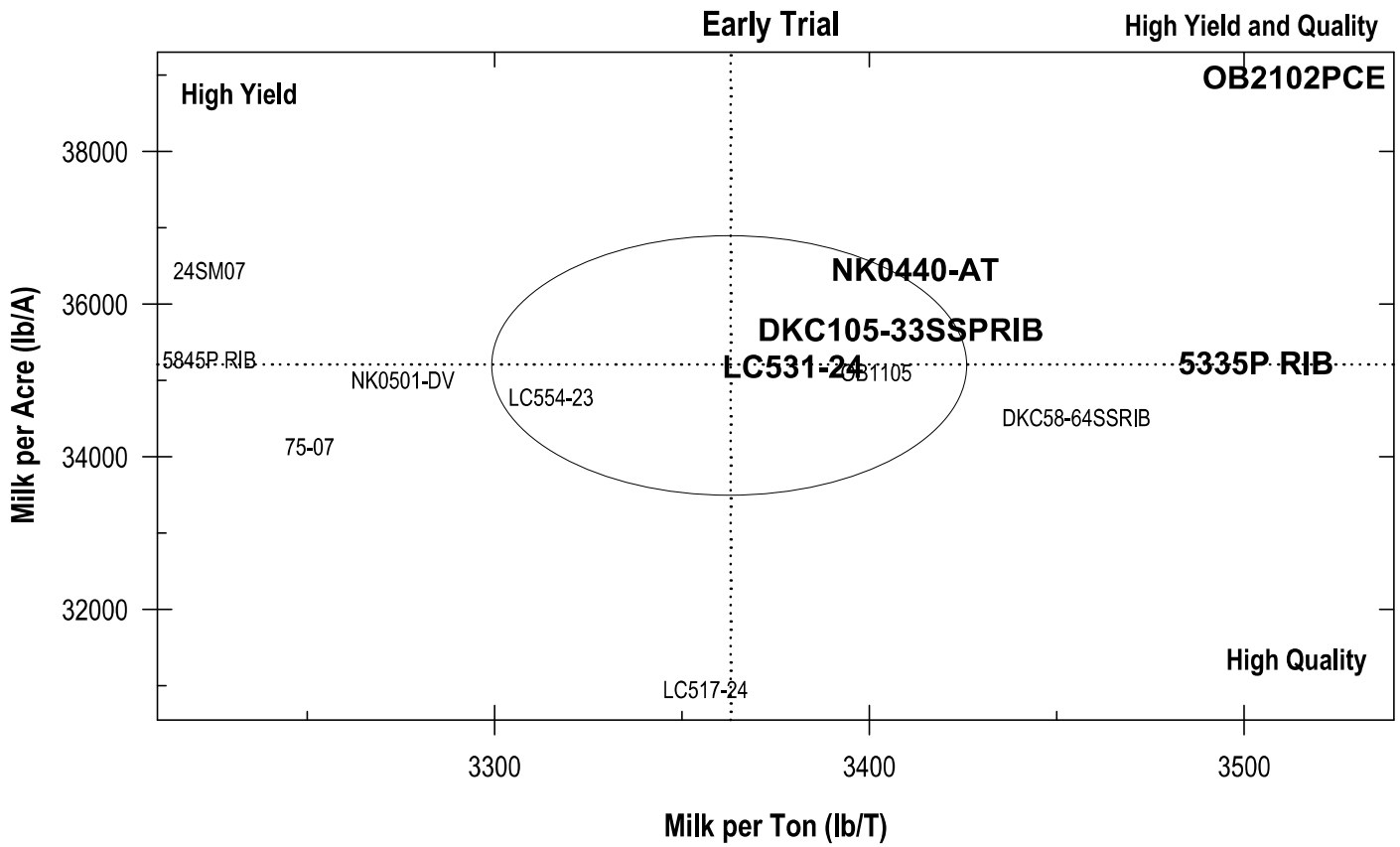


Table 18. North Central Zone - Early Maturity Silage Trial.

101 day Relative Maturity or earlier based on company rating (Chippewa Falls= CHP, Marshfield= MAR, Valders= VAL)

Brand	Hybrid	Traits†	2024									2023							
			Average			Moist	NDF	NDFD	Starch	Yield (T/A)			Average			Yield (T/A)			
			Yield (T/A)	Milk per Ton	Milk per Acre					CHP	MAR	VAL	Yield (T/A)	Milk per Ton	Milk per Acre	CHP	MAR	VAL	
Legacy Seeds	LC517-24	None	* 9.6	* 3360	* 32100	61.0	32	66	35	* 9.7	9.0	* 10.0							
FS InVISION	4545D2 EZR	CB,LL,RR,RW	* 8.9	* 3340	* 30100	63.3	33	63	35	* 10.5	7.7	* 8.6							
FS InVISION	5147T RIB	CB,RR	* 9.6	* 3420	* 33200	63.3	34	65	35	* 10.4	* 10.3	8.2							
RobSeeCo	RC4518-VT2P	CB,RR	* 9.2	* 3360	* 30800	63.4	34	63	35	9.2	* 9.6	* 8.7							
Legacy Seeds	LC484-24	None	* 9.7	* 3420	* 33100	63.4	33	69	34	* 10.4	* 10.3	8.2							
Dekalb	DKC098-55SSRIB	CB,LL,RR,RW	* 9.2	* 3370	* 30900	63.7	34	66	33	8.9	* 9.8	* 8.8							
95-DAY HYBRID TRIAL AVERAGE##						63.8													
Legacy Seeds	LC471-23	CB,RR	* 9.4	* 3400	* 32000	63.9	34	65	34	* 10.5	* 9.8	7.8							
NK Brand	NK9771-DV	CB,LL,RR,RW	* 9.2	* 3290	* 30500	63.9	33	64	33	* 9.3	* 10.1	* 8.3	10.3	3320	34200	* 11.4	* 10.5	9.0	
100-DAY HYBRID TRIAL AVERAGE##						64.1													
Legacy Seeds	LC465-23	CB,LL,RR	* 9.9	* 3380	* 33500	64.4	34	64	34	* 10.8	* 10.7	8.2	* 11.0	* 3430	* 37700	* 11.3	* 10.3	* 11.4	
FS InVISION	5035P RIB	CB,LL,RR,RW	8.3	* 3320	27400	64.4	36	62	33	8.0	9.0	7.8	10.0	3380	33900	* 11.2	* 9.6	9.2	
Renk	RK583PCE	CB,LL,RR	8.5	* 3290	27900	64.9	34	67	32	9.2	* 9.5	6.7							
FS InVISION	5145L1 EZR	CB,LL,RR	8.7	* 3380	29400	65.4	34	65	33	9.1	8.8	8.1							
Dekalb	DKC101-33SSPRIB	CB,LL,RR,RW	* 9.0	* 3330	* 30100	65.8	35	67	32	8.7	* 10.1	8.2							
MEAN			9.2	3360	30800	63.9	34	65	34	9.6	9.6	8.3	10.1	3390	34400	10.7	9.7	10.0	
LSD(0.10)**			1.0	150	3800	1.7	2	2	3	1.5	1.2	1.8	0.7	90	2700	1.4	1.1	1.5	

† Traits: CB=Corn Borer, DT=Drought Tolerant, LL=Liberty Link, RR=Roundup Ready, RW=Corn Rootworm, Ify=Leafy, ND=Nutri-Dense, wo=Water Optimize.

Average whole plant moisture of all hybrids in the trial as rated by the participating company maturity rating systems. Ratings are rounded to 5 day increments.

* Hybrids that performed statistically similar to the highest hybrid in the trial.

Shaded results provide the best estimate of relative hybrid performance.

Table 19. North Central Zone - Late Maturity Silage Trial.

102 day Relative Maturity or later based on company rating (Chippewa Falls= CHP, Marshfield= MAR, Valders= VAL)

Brand	Hybrid	Traits†	2024									2023					
			Average			Average						Average			Yield (T/A)		
			Yield (T/A)	Milk per Ton	Milk per Acre	Moist %	NDF %	NDFD %	Starch %	Yield (T/A) CHP	Yield (T/A) MAR	Yield (T/A) VAL	Yield (T/A) CHP	Yield (T/A) MAR	Yield (T/A) VAL		
NK Brand	NK0252-D	CB,LL,RR,RW	8.9	* 3570	31700	66.5	35	64	34	9.2	8.5						
Brunner	EXP102D	CB,LL,RR,RW	8.9	* 3530	31700	67.2	36	63	33	10.0	7.9						
Golden Harvest	E105Z5-D	CB,LL,RR,RW	9.3	3320	31000	67.5	36	65	30	9.9	8.8						
Legacy Seeds	LC534-24	None	9.4	* 3450	* 32500	67.6	36	67	32	9.8	9.0						
Viking-Blue River	49M23	None	10.0	3320	* 33400	68.4	37	66	29	* 11.0	8.9						
Legacy Seeds	LC531-24	CB,LL,RR,RW	9.6	3230	31200	68.4	39	61	28	* 10.3	8.9						
105-DAY HYBRID TRIAL AVERAGE##						68.5											
Dekalb	DKC53-94SSRIB	CB,LL,RR,RW	9.4	3320	31500	69.0	37	65	30	* 10.4	8.5	10.3	3310	34100	* 11.6	9.0	* 10.2
Renk	RK800VT4PRO	CB,LL,RR,RW	10.2	3230	* 33200	69.7	39	61	28	* 11.2	* 9.2						
Renk	RK700SSTX	CB,LL,RR,RW	9.4	3290	31000	69.8	38	63	28	* 10.3	8.4	* 10.8	3350	* 36400	* 12.4	* 9.6	* 10.4
RobSeeCo	RC5422-PCE	CB,LL,RR	9.7	* 3520	* 34200	70.2	35	67	33	* 10.3	* 9.2						
110-DAY HYBRID TRIAL AVERAGE##						70.9											
Renk	RK773TRE	CB,RR	10.1	3110	31400	71.3	40	63	26	* 10.8	* 9.3						
Renk	RK785PCE	CB,LL,RR	* 10.9	3180	* 34900	71.7	39	63	27	* 11.8	* 10.1						
Renk	RK811PCE	CB,LL,RR	9.9	3230	32100	71.9	39	64	27	* 10.5	* 9.3						
MEAN			9.7	3330	32300	69.2	37	64	30	10.4	8.9	10.2	3430	35300	11.5	9.2	10.0
LSD(0.10)**			0.5	130	2500	1.1	1	1	2	1.7	1.0	0.8	110	3200	1.6	1.1	1.3

† Traits: CB=Corn Borer, DT=Drought Tolerant, LL=Liberty Link, RR=Roundup Ready, RW=Corn Rootworm, Ify=Leafy, ND=Nutri-Dense, wo=Water Optimize.

Average whole plant moisture of all hybrids in the trial as rated by the participating company maturity rating systems. Ratings are rounded to 5 day increments.

* Hybrids that performed statistically similar to the highest hybrid in the trial.

Shaded results provide the best estimate of relative hybrid performance.

Figure 4. Relationship between Milk per Acre and Milk per Ton of corn hybrids in North Central Wisconsin during 2024. A bolded hybrid performed statistically similar to the highest hybrid for Yield, Milk per Ton and Milk per Acre.

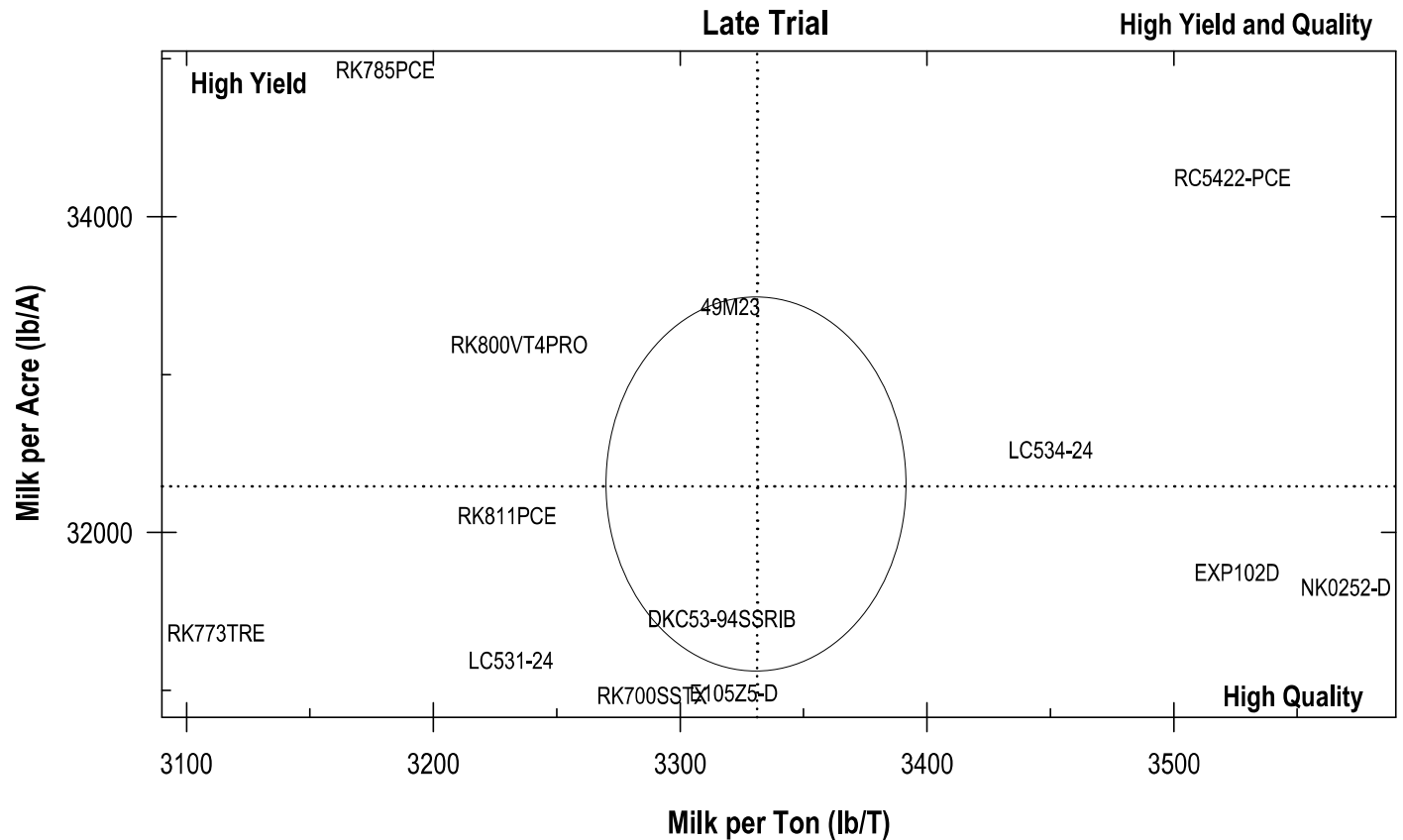
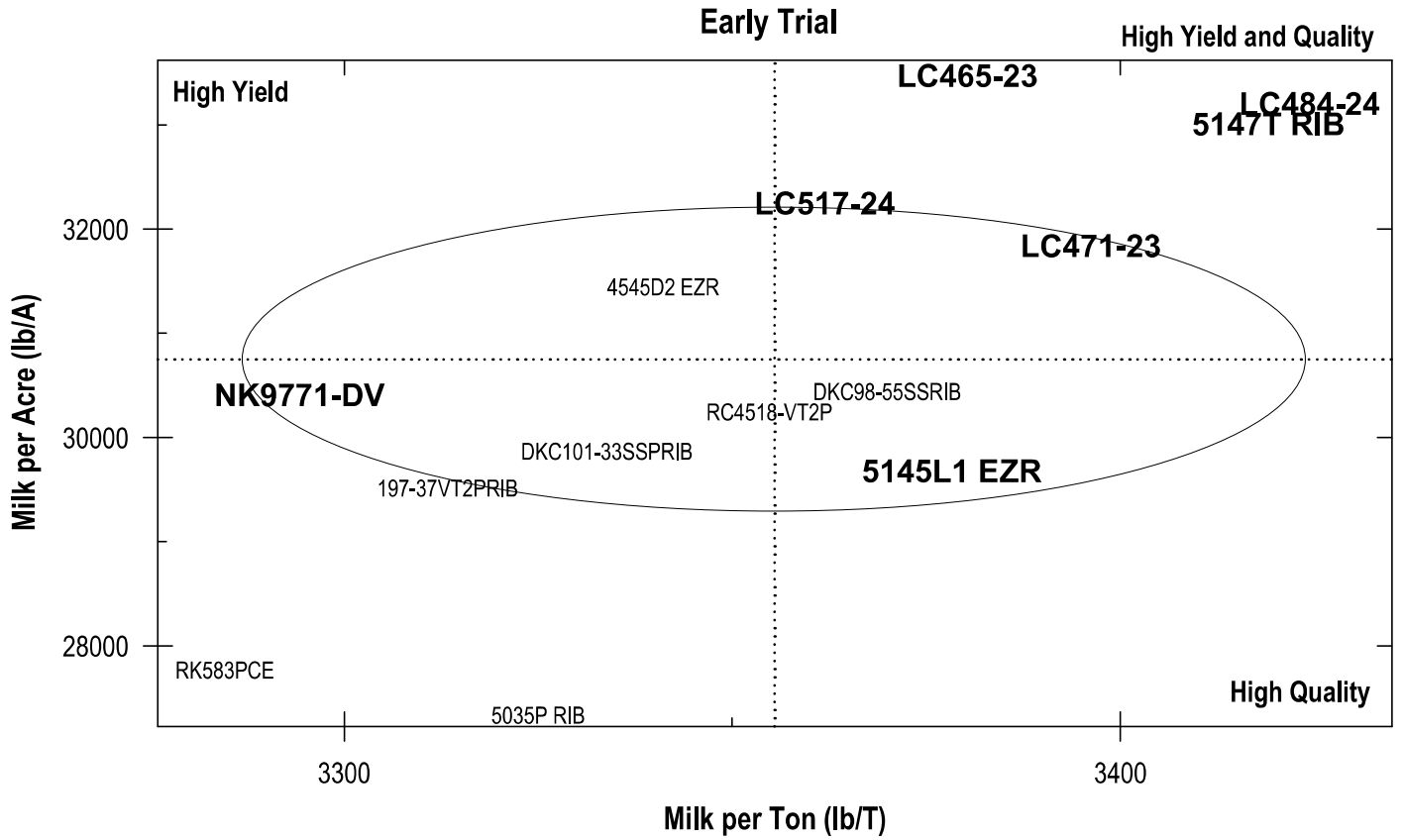


Table 20. Northern Zone Silage Trial.

(Coleman= COL, Marshfield= MAR Spooner irrigated sand= SPI, Spooner dryland silt loam= SPS)

Brand	Hybrid	Traits†	2024											2023						
			Average								Yield (T/A)			Average			Yield (T/A)			
			Yield (T/A)	Milk per		Moist %	NDF %	NDFD %	Starch %	COL	MAR	SPI	SPS	Yield (T/A)	Milk per		COL	MAR	SPI	SPS
Dekalb	DKC36-48VT2RIB	CB,RR	8.3	* 3220	26700	51.5	36	60	34	6.9	9.4	8.3	8.5							
Viking-Blue River	72-85	None	8.6	* 3170	27500	54.2	37	62	32	6.8	9.7	8.8	9.3							
Legacy Seeds	LC394-24	CB,LL,RR	* 10.0	* 3190	* 32100	56.6	35	62	33	* 8.4	* 10.7	* 10.6	* 10.4							
RobSeeCo	RC4213-AA	CB,LL,RR	* 9.6	* 3140	* 30400	56.8	37	61	32	* 8.6	* 11.1	* 9.9	8.9	* 9.8	* 3410	* 33200	11.4	9.9	11.2	* 6.6
90-DAY HYBRID TRIAL AVERAGE##						57.8														
Golden Harvest	E094Z4-D	CB,LL,RR,RW	8.8	* 3150	27800	58.2	37	62	32	6.7	10.2	* 9.9	8.4							
Legacy Seeds	LC414-21	CB,LL,RR,RW	8.3	* 3180	26500	58.9	37	63	31	* 7.6	9.3	7.8	8.5							
NK Brand	NK9021-D	CB,LL,RR,RW	9.0	* 3140	28300	59.0	38	60	31	* 8.1	9.9	8.8	9.2	* 9.1	* 3400	* 31100	10.3	9.0	11.2	5.9
Renk	RK429-3220A	CB,LL,RR	8.9	3090	27600	59.0	38	61	31	* 7.9	9.4	9.0	9.3							
RobSeeCo	RC4518-VT2P	CB,RR	9.5	* 3120	* 29600	59.3	37	62	31	* 8.3	10.1	* 10.1	9.3							
95-DAY HYBRID TRIAL AVERAGE##						60.6														
Brunner	EXP101V	CB,LL,RR	9.0	* 3100	28000	61.1	39	63	29	* 7.7	9.5	* 10.1	8.6							
Prairie Hybrids	1320	None	* 10.2	3020	* 31000	61.2	38	62	29	* 9.0	* 11.1	* 10.3	* 10.2							
Viking-Blue River	62-93	None	8.6	3090	26800	61.3	37	62	30	* 8.1	9.1	9.4	7.8							
NK Brand	NK9771-DV	CB,LL,RR,RW	* 9.8	3040	* 30000	61.6	37	63	29	* 7.6	10.2	* 10.5	* 11.0	* 9.5	3080	* 29800	12.0	9.2	* 11.4	5.6
Dekalb	DKC45-74SSRIB	CB,LL,RR,RW	* 9.6	3030	29100	61.9	40	63	28	* 8.0	* 10.6	* 9.9	* 9.8	* 9.3	* 3290	* 30900	11.1	9.9	9.6	* 6.6
Dekalb	DKC093-05SSRIB	CB,LL,RR,RW	* 10.2	3050	* 31300	62.6	38	64	29	* 9.2	10.3	* 10.9	* 10.6							
100-DAY HYBRID TRIAL AVERAGE##						62.7														
Blue River	42C87	None	9.5	2970	28300	63.3	41	63	26	* 9.3	9.7	* 10.2	8.9							
Prairie Hybrids	2444	None	* 9.6	3030	29200	64.2	40	63	28	* 7.3	* 10.5	* 10.5	* 10.2							
MEAN			9.3	3100	28800	59.5	38	62	30	8.0	10.1	9.7	9.3	9.3	3300	30600	11.1	9.2	10.6	6.2
LSD(0.10)**			0.6	120	2600	2.5	2	2	2	2.0	0.7	1.1	1.6	1.1	140	4000	1.0	1.0	1.7	2.0

† Traits: CB=Corn Borer, DT=Drought Tolerant, LL=Liberty Link, RR=Roundup Ready, RW=Corn Rootworm, Ify=Leafy, ND=Nutri-Dense, wo=Water Optimize.

Average whole plant moisture of all hybrids in the trial as rated by the participating company maturity rating systems. Ratings are rounded to 5 day increments.

* Hybrids that performed statistically similar to the highest hybrid in the trial.

Shaded results provide the best estimate of relative hybrid performance.

Figure 5. Relationship between Milk per Acre and Milk per Ton of corn hybrids in Northern Wisconsin during 2024. A bolded hybrid performed statistically similar to the highest hybrid for Yield, Milk per Ton and Milk per Acre.

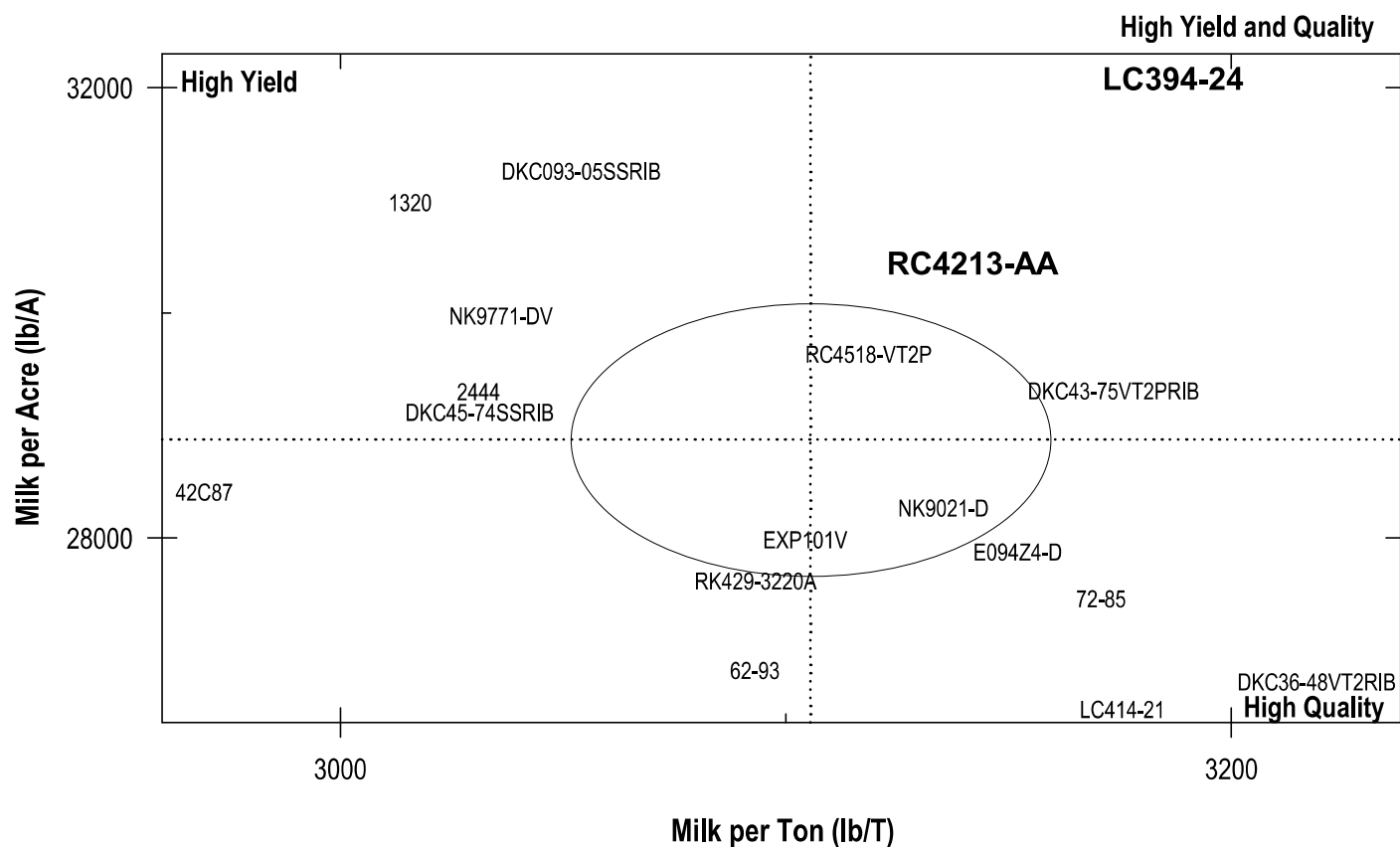


Table 21. South Central Zone - Organic Grain Trial.

(Arlington=ARL, Fond du Lac= FON, Galesville= GAL, Hancock= HAN)

Brand	Hybrid	Traits†	2024						2023							
			Average			Yield (bu/A)			Average			Yield (bu/A)				
			Yield (bu/A)	P.I. #	Moist %	Test Wt.	Lodge %	ARL	GAL	HAN	Yield (bu/A)	P.I. #	FON	GAL	HAN	
Organic	UW Check H	None	* 213	* 99	22.7	53	0	* 240	* 254	136						
Organic	UW Check H-HW	None	* 214	* 100	22.8	52	0	* 251	237	146						
Blue River	84-04	None	204	* 99	22.8	55	0	* 238	211	158						
Blue River	24-01	None	* 221	* 102	23.5	51	0	207	* 271	* 180	* 287	* 104	* 297	* 285	* 298	
Prairie Hybrids	3051	None	204	97	24.6	50	0	* 225	* 283	132	* 288	* 103	261	* 283	* 298	
105-DAY HYBRID TRIAL AVERAGE##			24.8													
Prairie Hybrids	4991	None	* 231	* 104	24.9	53	0	* 244	* 275	* 172						
Foundation Direct	8552UT	None	* 223	* 101	25.2	51	0	* 245	* 256	164	* 281	* 102	287	* 281	* 284	
Foundation Direct	8305UT	None	* 213	* 100	25.2	51	0	* 233	241	166	* 282	* 102	* 294	* 273	* 284	
Blue River	75-07	None	* 225	* 102	25.4	53	0	* 241	* 271	162						
Prairie Hybrids	5881	None	207	97	27.0	54	0	* 235	236	149	* 296	* 105	* 315	* 287	* 286	
MEAN			215	100	24.4	52	0	236	254	157	269	100	270	262	274	
LSD(0.10)**			23	5	1.9	1	1	31	34	13	17	3	24	32	26	

Average grain moisture of all hybrids in the trial as rated by the participating company maturity rating systems. Ratings are rounded to 5 day increments.

* Hybrids that performed statistically similar to the highest hybrid in the trial.

Shaded results provide the best estimate of relative hybrid performance.

Table 22. North Central Zone - Organic Grain Trial.

(Chippewa Falls= CHP, Marshfield= MAR, Seymour= SEY, Valders= VAL)

Brand	Hybrid	Traits†	2024						2023							
			Average			Yield (bu/A)			Average		Yield (bu/A)					
			Yield (bu/A)	P.I. #	Moist %	Test Wt.	Lodge %	CHP	MAR	SEY	Yield (bu/A)	P.I. #	CHP	MAR	SEY	VAL
Organic	UW Check H	None	253	* 104	21.2	54	0	268	* 264	* 234						
Blue River	73-97	None	* 265	* 106	21.6	54	0	* 287	* 259	* 239						
Prairie Hybrids	591	None	* 265	* 107	21.8	53	0	271	* 255	* 264	* 255	* 107	* 262	* 237	* 259	* 261
Foundation Direct	8727	None	252	* 103	22.2	55	0	271	* 263	214						
95-DAY HYBRID TRIAL AVERAGE##					22.3											
Foundation Direct	8681UT	None	242	101	22.4	53	0	242	* 257	221	* 243	* 103	* 272	* 239	243	221
ZMO	FNC21-1286	None	113	74	22.9	56	1	129	119	107						
Blue River	62-93UP	None	229	98	23.1	54	1	247	225	216	226	100	242	* 222	224	221
Foundation Direct	ORG 8636	None	* 276	* 107	25.8	53	0	* 308	* 268	* 251						
Prairie Hybrids	2441	None	251	101	27.7	52	0	272	222	* 264	* 249	* 103	* 267	* 222	236	* 268
Prairie Hybrids	3051	None	251	99	31.4	52	0	* 285	240	229						
MEAN			240	100	24.0	54	0	258	237	224	229	100	244	214	231	229
LSD(0.10)**			18	4	1.8	1	1	28	24	33	18	4	31	22	19	24

* Hybrids that performed statistically similar to the highest hybrid in the trial.

Shaded results provide the best estimate of relative hybrid performance.

Copyright © 2024 Board of Regents of the University of Wisconsin System doing business as the Division of Extension of the University of Wisconsin-Madison.

Authors: Kent Kohn is corn program manager, Thierno Diallo is senior research specialist, and Harkirat Kaur is an assistant professor, Department of Plant and Agroecosystem Sciences College of Agricultural and Life Sciences, University of Wisconsin–Madison. Kaur also holds an appointment with University of Wisconsin, Division of Extension. Division of Extension publications are subject to peer review.

Acknowledgment: The Corn Agronomy Program would like to extend our heartfelt gratitude to Dr. Joe Lauer for his invaluable guidance and significant contributions to the Corn Hybrid Evaluation Program at the University of Wisconsin-Madison. His dedication, expertise, and passion for corn agronomy have greatly enriched our research initiatives and positively impacted the agricultural community. We wish him all the best in his retirement and future endeavors.

University of Wisconsin-Extension, Division of Extension, in cooperation with the U.S. Department of Agriculture and Wisconsin counties, publishes this information to further the purpose of the May 8 and June 30, 1914, Acts of Congress. An EEO/AA employer, the University of Wisconsin-Madison Division of Extension provides equal opportunities in employment and programming, including Title VI, Title IX, and ADA requirements. If you have a disability and require this information in an alternative format, or if you would like to submit a copyright request, please contact Publishing Manager at 432 N. Lake St., Rm. 227, Madison, WI 53706; pubs@uwex.edu; or (608) 263-2770 (711 for Relay).

This publication is available from your Wisconsin county Extension office (yourcountyextensionoffice.org) or from Extension Publishing. To order, call toll- free 1-877-947-7827 or visit our website at: learningstore.extension.wisc.edu.

Wisconsin Corn Hybrid Performance Trials–2024 (A3653)

R-2024

